

## 60 Watt — PXV60W-24A V3.0

Constant voltage LED driver



### Product family features

- Drive Mode: Constant Voltage output
- Technology: Active PFC Corrected LLC Mode
- Input Voltage: 220 to 240Vac
- Output Power: 60Watt Max
- Output Voltage: 24Vdc
- Efficiency: Up to 86%
- Warranty: 3 years
- Safety isolation between primary and secondary
- A rated lifetime of 30,000 hours @ Tc = 85 °C
- Surge: AC Power Line: line to line 1KV, 8/20us
- Meet the RoHS directive
- Suitable for Class I/II luminaries, build-in & independent installation



### Technical data

Electrical data

Product Modle	Input Voltage	Output Voltage Typ	Current Accuracy (typ.)	Power Factor	Output Power	Max Eff
PXV60W-24A	220-240V	24V	±3%	0.95	60W	86%

# Product datasheet

## Technical data

### Electrical Specifications

	Parameter	Min	Typ	Max	Notes / Conditions
Input	Input Voltage	198V		264V	220, 230, 240Vac Nominal Values
	Input Frequency	47Hz	50/60Hz	63Hz	50/60 Hz Nominal
	Maximum Input Voltage			280V	2h maximum, unit might not operate in this abnormal condition
	Input AC Current		0.31A		Measured at 230Vac 50/60Hz Input, Output Full Load
	THD			10%	Measured at 230Vac 50/60Hz Input, Output Full Load
	Power Factor ( PF )		0.95		Measured at 230Vac 50/60Hz Input, Output Full Load
	Efficiency		86%		Typical, Full load, 230Vac, 50Hz, see graphs
	Power Loss in Standby			TBD	230Vac, 50Hz typical
	Inrush Current			46Apk 2360us	
	Protections Class		II		Suitable for safety class I and II luminaires
	Max ECG no. on Circuit Breaker 10A		B:10, C:16		
	Max ECG no. on Circuit Breaker 16Ar		B:15, C:26		
	Max ECG no. on Circuit Breaker 25A		B:24, C:40		
Output	DC Output Voltage	23.28V	24.0V	24.72V	
	Output Constant Current	0		2500mA	
	Output Power			60W	
	Start-up Time		1000ms		Measured at 120-277 Vac Input, Output Full Load
	Galvanic isolation		SELV		
	U-OUT		24.72V		
Environmental	Case Temperature ( Tc ) -20 °C			+85 °C	Measured at location specified on case
	Operating Temperature ( Ta ) -20 °C			+50 °C	This is a reference range Tc controls temperature range
	Storage Temperature ( Ts ) -40 °C			+85 °C	Non-operating temperature range
	Operating Humidity	5% RH		85% RH	Relative Humidity. Non-condensing
	Vibration	5 Hz		55 Hz	2G, 10 minutes / 1 cycle, period 30 minutes, each along X, Y, Z axis

	Parameter	Parameter	Notes /Conditions
General	Cooling	Convection	
	Environmental Rating	Indoor and Build-in	
	IP Protections Class	IP20	
	Life Time	30,000 hours	Measured at 230Vac input, 100% Load and Tc=81°C (MIL-HDBK-217F)

# Product datasheet

## Technical data

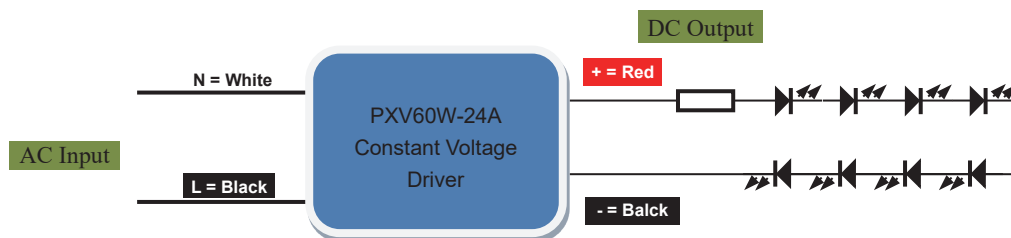
### Electrical Specifications

	Category	Standards / Notes	
Safety Compliance	CCC	GB19510.14-2009, GB19510.1-2009	
	CE	EN 61347-1:2007+A1:2010+A2:2012, EN61347-2-13:2014, EN 62493:15	
	Withstand Voltage	Input to Output: 3750Vac	
	Isolation Resistance	Input to Output: >10MΩ, 500Vdc @ 25°C, 70% RH	
C Compliance	EMI	CCC	GB17743-2007, GB17625.1-2012
		CE	EN55015:2013+A1:2015, EN 61000-3-2:2014, EN 61000-3-3:2013
	EMS	EN 61000-4-2	Electrostatic Discharge (ESD): 8KV air discharge, 4KV contact discharge
		EN 61000-4-3	Radio-Frequency Electromagnetic Field Susceptibility Test-RS
		EN 61000-4-4	Electrical Fast Transient / Burst-EFT
		EN 61000-4-5	Surge Immunity Test: AC Power Line: line to line 1KV
		EN 61000-4-6	Conducted Radio Frequency Disturbances Test-CS
		EN 61000-4-8	Power Frequency Magnetic Field Test
		EN 61000-4-11	Voltage Dips
		EN 61547	Electromagnetic Immunity Requirements Applies To Lighting Equipment

## Typical Applications

LED forward voltage:  $V_F = 3.0V$ , LED forward current  $I_F = 2500\text{ mA}$

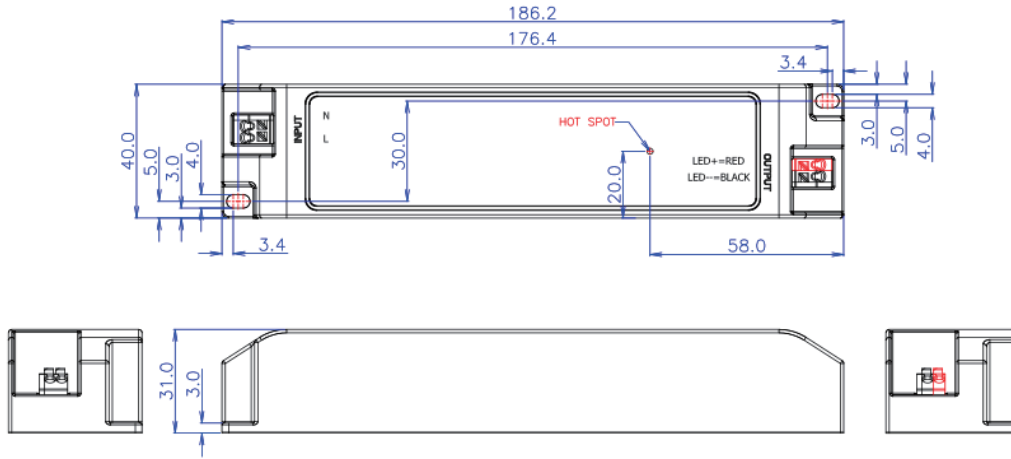
Constant Voltage Driver



# Product datasheet

## Appearance information

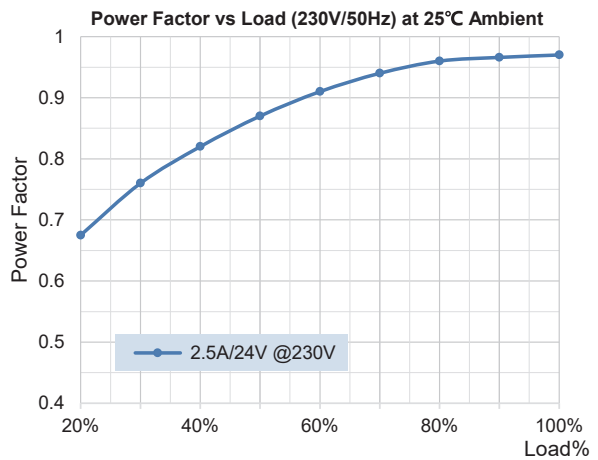
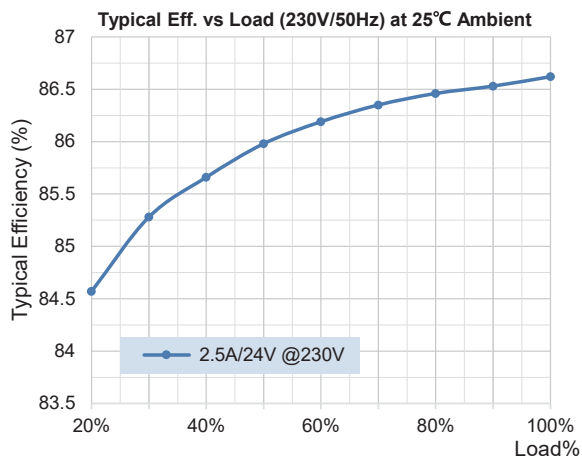
### Product Size



### Note:

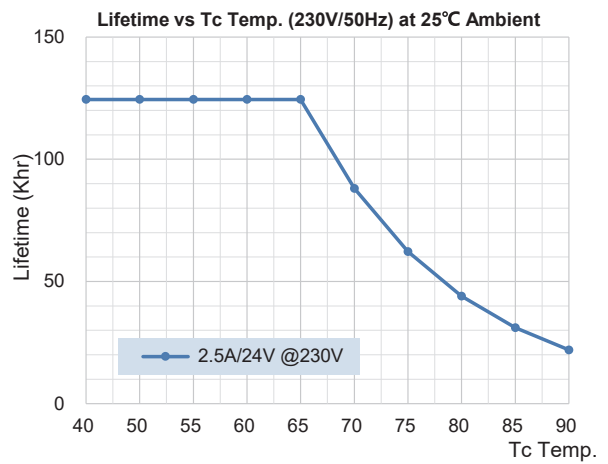
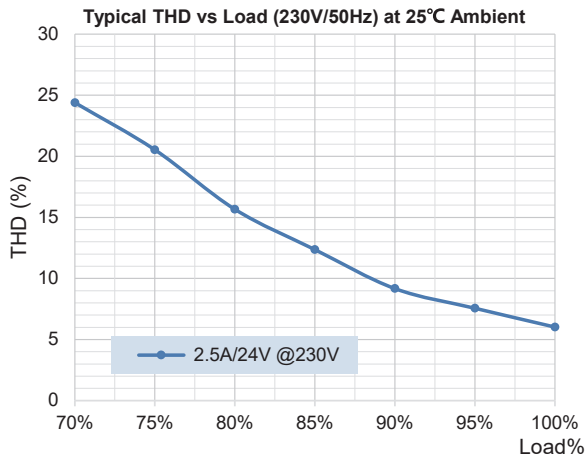
The independent LED drive conforms to the EMC standard. But it is not guaranteed to be qualified when the drive is mounted in the LED Fixture  
 Please forgive us for any discrepancy due to the update of the specifications or the upgrade of the product. If you need the latest information, please contact our marketing department

## Characteristic Curve



# Product datasheet

## Characteristic Curve



## Installation

AC input wires cross section: 0.75~1.5mm<sup>2</sup>  
DC output wires cross section: 0.75~1.5mm<sup>2</sup>  
Wires peeling length: input 5mm; output 5mm  
Load wires length: 3m verified  
Cable recommendation: H05VVH2-F 2\*0.75mm<sup>2</sup>; H05VVH2-F 2\*1.0mm<sup>2</sup>; H03VVH2-F 2\*0.75mm<sup>2</sup>

## Remarks

Output short circuit protection: auto reversible when fault removed  
Output overload protection: auto reversible when fault removed

## Order ID

P/N: PXV60W- 24A  
Description: 60W, 24Vdc Constant Voltage