PAIRUI

PAIRUI PARTNERS

PAIRUI ELECTRONICS CO.,LTD

Office Phone:0514-87693589

Office Fax:0514-87693159

E-mail:sales@pairuigroup.com

PAIRUI

YOUR
POWER
SOLUTION

Since **1986**

2024

PAIRUI-POWER

Your Power Solution

PAIRUI, with over 38 years in electronics, specializes in DIN rail, DC-DC, and smart lighting power supplies. Our markets include industrial control, smart home, new energy, power electronics, and energy storage. We prioritize quality and reliability, providing tailored solutions to meet demanding needs.

In rapidly evolving sectors like industrial control and smart home, PAIRUI leads with expertise. Our products undergo rigorous design and testing for stability and reliability in diverse environments.

Emphasizing quality, we offer up to 5-year warranties and comply with international standards. Our manufacturing adheres to strict quality management, aiming for zero defects.

PAIRUI simplifies user experience with intuitive assembly and thorough documentation. Our sales team offers personalized solutions and technical support.

Trusted globally, we're grateful for your ongoing support!

Thanks you.

Chairman & CEO of PAIRUI GROUP
Louis Lin

www.pairuigroup.com

Focus

- High quality control & continues improvement/development
- Professional solutions of all power supplies
- Customer satisfaction
- High-performance organization structure
- Reliable friendship and win-win business with customers

Strength

- Broad range of standard selections
- Custom design support
- Whole course tech support
- Global presence

Main application

- Industrial control
- Smart home
- New energy



Full Automatic production lines with a current monthly production capacity of up to 600,000 units"



"The rate of rejection is close to 0%"



Automatic plug-in machine

Advanced testing facilities and safety certifications

Power supply production line with 4 Sony automatic SMT lines, our highly trained staff ensures zero fluctuation during the key assembling process.
Our excellent and comfortable office environment improves staff's happiness, and enhances team cohesion. Our experienced R&D team continue to develop and innovate, to supply reliable solutions in order to satisfy customer's needs greatly. PAIRUI's development philosophy is to improve the product line constantly,and to always improve our product quality.
We have 27 R&D engineers here to supply one-stop magnetic and smart power supply services for all customers. In addition to SERGEI, ESD, High-Low temperature and ROHS equipment,indoor EMC testing facility is also provided to ensure the design deficiencies are identified at the initial stage,in order to meet the standard in different applications. High speed sampling preparation and advanced testing equipment in order to keep customer's samples on time and ensure performance stability.
All PAIRUI's factories are certificated by ISO9000, ISO14000, ISO18000 and IATF16949. We have a full range of UL insulation systems. Besides, we also have individual UL,CE,TUV,VDE,SAA as well as other certificates for our various standard products, such as encapsulated transformer, AC-DC converter,Din Rail, LED driver, etc.

"EMC Testing"

"Surge Testing"

CONTENTS

CONTENTS

CONTENTS

CONTENTS

CONTENTS

CONTENTS

AC-DC Converter

3.3V,5V,9V,12V,15V,18V,24V 1-3W

Compact Size, High Power Density

Low Standby Power Consumption<0.15W

Meet Requirements of Energy Star and EC Code of Conduct

Encapsulated Design and Same Footprint as EE20 Transformer

Protections: Short Circuit, Over Temperature, Over Current

ASQ03xxx

Model Selections

Part Number	Nominal Input Voltage	Output Voltage	Output Power	Max. Output Current	Efficiency	Max. Ambient Temp.	Certificate
ASQ03020	85-265VAC	3.3V	1W 2.5W 3W	300mA 750mA 830mA	60% 63% 63%	80℃ 60℃ 50℃	UL, CUL, CE, CB, FCC,UKCA
ASQ03021	85-265VAC	5V	1W 2.5W 3W	200mA 500mA 600mA	60% 65% 65%	80℃ 60℃ 50℃	UL, CUL, CE, CB, FCC,UKCA
ASQ03022	85-265VAC	9V	1W 2.5W 3W	110mA 280mA 330mA	67% 70% 70%	80℃ 60℃ 50℃	UL, CUL, CE, CB, FCC,UKCA
ASQ03023	85-265VAC	12V	1W 2.5W 3W	84mA 210mA 250mA	67% 72% 72%	80℃ 60℃ 50℃	UL, CUL, CE, CB, FCC,UKCA
ASQ03024	85-265VAC	15V	1W 2.5W 3W	67mA 170mA 200mA	67% 72% 72%	80℃ 60℃ 50℃	UL, CUL, CE, CB, FCC,UKCA
ASQ03025	85-265VAC	18V	1W 2.5W 3W	56mA 140mA 170mA	67% 72% 72%	80℃ 60℃ 50℃	UL, CUL, CE, CB, FCC,UKCA
ASQ03026	85-265VAC	24V	1W 2.5W 3W	42mA 105mA 125mA	70% 74% 74%	80℃ 60℃ 50℃	UL, CUL, CE, CB, FCC,UKCA

MECHANICAL

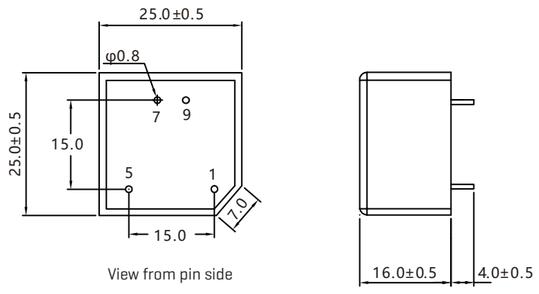

View from pin side

PRI:
Pins 1-5:AC or DC input
SEC:
Pin 7:DC output +V
Pin 9:DC output 0V

Unit:mm

Electrical Parameters

Input	Frequency	47-63Hz
	AC current(typ.)	0.15A
	Inrush current(max.)	10A(cold start,230Vac input)
	Inrush voltage	L-N;1kv
	Standby consumption	0.15W max.
Output	Voltage accuracy	±5%
	Line regulation	±3%
	Load regulation	±5%
	Turn-on delay time	3S(full load,cold start)
	Rise up time	50ms(full load)
	Hold up time	5ms(full load)
	Overshoot	10%(full load)
	Undershoot	10%(full load)
	Ripple & noise(typ.)	200mVp-p
Protections	Short circuit	Hiccup mode,it will recover automatically after fault condition is removed
	Over temperature	130-150℃,shut off output voltage,it will recover automatically after the temperature turn to normal
	Over current	When output current exceeds the rated range,it will be protected auto matically, and will recover automatically after fault condition is removed
Environment	Operating temperature	-25~+80℃ (see the model list for detailed parameters)
	Operating humidity	10~90%,no condensing
	Storage temperature	-40~+85℃
	Storage humidity	5~95% RH
Safety Satandards	Safety Standards	Design refer to UL62368,IEC/EN60950,IEC/EN62368
	Insulation voltage	I/P-O/P:4KVAC,5mA,3s
	EMI	Design refer to EN55032,EN55014,FCC part15 Class Bunder 3dB margin
	EMS	Design refer to EN61000-3-2:2014 ClassA,EN61000-4-2,3,4,5,6,11
Others	Application	Instruments & apparatus,stepper motor,audio amplifier,medical,other industrial equipments,etc.
	MTBF	550K Hours
	Dimension(LxWxH)	25.0x25.0x16.0mm

Power Derating Curve

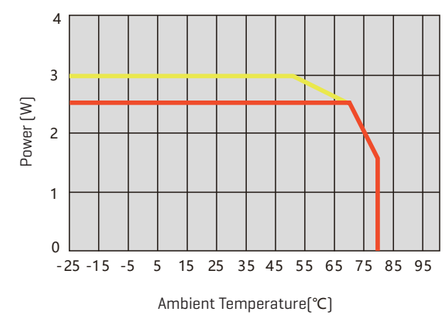

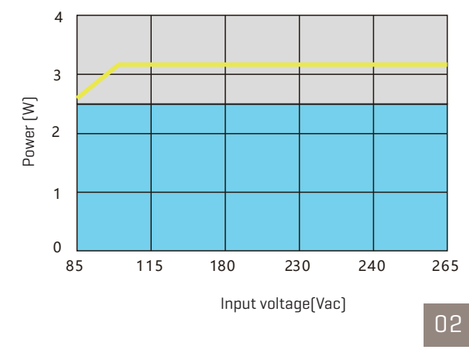

AC-DC Converter

3.3V,5V,9V,12V,15V,18V,24V,38V 2.5-5W

Compact Size, High Power Density

Low Standby Power Consumption<0.2W

Meet Requirements of Energy Star and EC Code of Conduct

Encapsulated Design and Same Footprint as EI30 Transformer

Protections: Short Circuit, Over Temperature, Over Current

ASQ05xxx

Model Selections

Part Number	Nominal Input Voltage	Output Voltage	Output Power	Max. Output Current	Efficiency	Max. Ambient Temp.	Certificate
ASQ05020	85-265VAC	3.3V	2.5W 4.5W	750mA 1350mA	65%	70℃ 50℃	UL, CUL, CE, CB, FCC,UKCA
ASQ05021	85-265VAC	5V	2.5W 2.75W 5W	500mA 550mA 900mA	68%	70℃ 50℃	UL, CUL, CE, CB, FCC,UKCA
ASQ05022	85-265VAC	9V	3.2W 5W	360mA 560mA	73%	70℃ 50℃	UL, CUL, CE, CB, FCC,UKCA
ASQ05023	85-265VAC	12V	3.2W 5W	270mA 420mA	75%	70℃ 50℃	UL, CUL, CE, CB, FCC,UKCA
ASQ05024	85-265VAC	15V	2.5W 5W	170mA 320mA	75%	70℃ 50℃	UL, CUL, CE, CB, FCC,UKCA
ASQ05025	85-265VAC	18V	3.2W 5W	180mA 280mA	78%	70℃ 50℃	UL, CUL, CE, CB, FCC,UKCA
ASQ05026	85-265VAC	24V	3.2W 5W 5W	130mA 210mA 220mA	66%	50℃	UL, CUL, CE, CB, FCC,UKCA
ASQ05027	85-265VAC	3.8V	4.5W	1180mA	66%	50℃	UL, CUL, CE, CB, FCC,UKCA

MECHANICAL

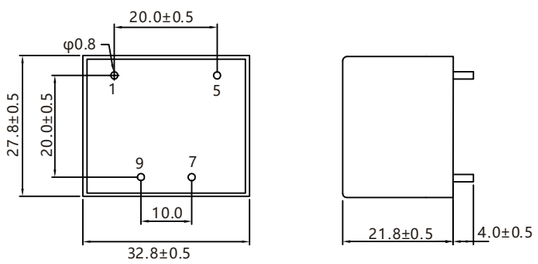

View from pin side

PRI:
Pins 1-5:AC or DC input
SEC:
Pin 7:DC output +V
Pin 9:DC output 0V

Unit:mm

Electrical Parameters

Input	Frequency	47-63Hz
	AC current(typ.)	0.2A
	Inrush current(max.)	15A(cold start,230Vac input)
	Inrush voltage	L-N;1kv
	Standby consumption	0.2W max.
Output	Voltage accuracy	±5%
	Line regulation	±3%
	Load regulation	±5%
	Turn-on delay time	3S(full load,cold start)
	Rise up time	50ms(full load)
	Hold up time	5ms(full load)
	Overshoot	10%(full load)
	Undershoot	10%(full load)
	Ripple & noise(typ.)	200mVp-p
Protections	Short circuit	Hiccup mode,it will recover automatically after fault condition is removed
	Over temperature	130-150℃,shut off output voltage,it will recover automatically after the temperature turn to normal
	Over current	When output current exceeds the rated range,it will be protected auto matically, and will recover automatically after fault condition is removed
Environment	Operating temperature	-25~+70℃ (see the model list for detailed parameters)
	Operating humidity	10~90%,no condensing
	Storage temperature	-40~+85℃
	Storage humidity	5~95% RH
Safety Satandards	Safety Standards	Design refer to UL60950,UL62368,IEC/EN60950,IEC/EN62368
	Insulation voltage	I/P-O/P:4KVAC,5mA,3s
	EMI	Design refer to EN55032,EN55014,FCC part15 Class Bunder 3dB margin
	EMS	Design refer to EN61000-3-2:2014 ClassA,EN61000-3-3:2013,IEC61000-4-2,3,4,5,6,11
Others	Application	Instruments & apparatus,stepper motor,audio amplifier,medical,other industrial equipments,etc.
	MTBF	550K Hours
	Dimension(LxWxH)	32.8x27.8x21.8mm

Power Derating Curve

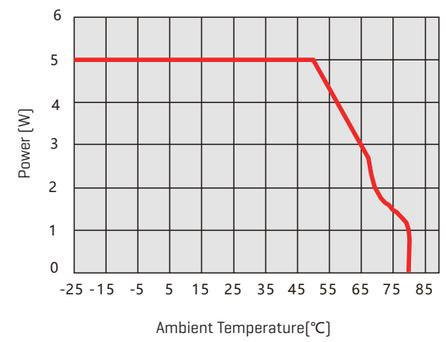

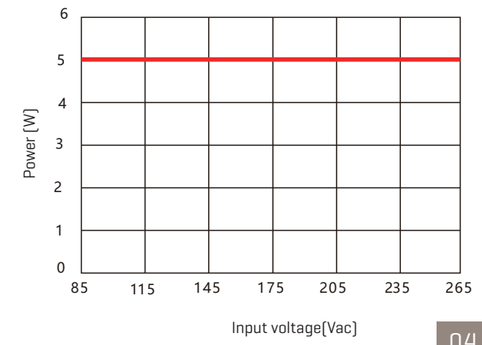

AC-DC Converter

3.3V,5V,9V,12V,15V,18V,24V 7.5W

Compact Size, High Power Density

Low Standby Power Consumption<0.15W

Meet Requirements of Energy Star and EC Code of Conduct

Encapsulated Design and Same Footprint as EI38 Transformer

Protections: Short Circuit, Over Temperature, Over Current

ASQ07xxx

Model Selections

Part Number	Nominal Input Voltage	Output Voltage	Output Power	Max. Output Current	Efficiency	Max. Ambient Temp.	Certificate
ASP07020	85-265VAC	3.3V	7.5W	2270mA	74%	50℃	UL, CUL, CE, CB, FCC,UKCA
ASP07021	85-265VAC	5V	7.5W	1500mA	77%	70℃	UL, CUL, CE, CB, FCC,UKCA
ASP07022	85-265VAC	9V	7.5W	830mA	80%	70℃	UL, CUL, CE, CB, FCC,UKCA
ASP07023	85-265VAC	12V	7.5W	635mA	82%	70℃	UL, CUL, CE, CB, FCC,UKCA
ASP07024	85-265VAC	15V	7.5W	500mA	82%	70℃	UL, CUL, CE, CB, FCC,UKCA
ASP07025	85-265VAC	18V	7.5W	420mA	82%	70℃	UL, CUL, CE, CB, FCC,UKCA
ASP07026	85-265VAC	24V	7.5W	310mA	82%	70℃	UL, CUL, CE, CB, FCC,UKCA

MECHANICAL

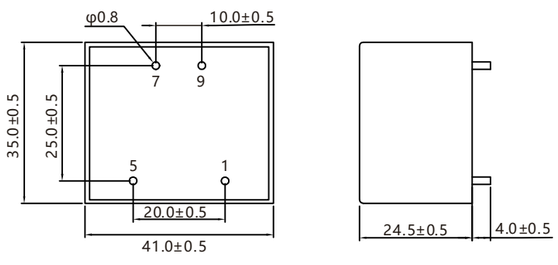

View from pin side

PRI:
Pins 1-5:AC or DC input
SEC:
Pin 7:DC output +V
Pin 9:DC output 0V

Unit:mm

Electrical Parameters

Input	Frequency	47-63Hz
	AC current(typ.)	0.3A
	Inrush current(max.)	20A(cold start,230Vac input)
	Inrush voltage	L-N;1kv
	Standby consumption	0.15W max.
Output	Voltage accuracy	±3%
	Line regulation	±1%
	Load regulation	±1 %
	Turn-on delay time	3S(full load,cold start)
	Rise up time	50ms(full load)
	Hold up time	5ms(full load)
	Overshoot	10%(full load)
	Undershoot	10%(full load)
	Ripple & noise(typ.)	200mVp-p
Protections	Short circuit	Hiccup mode,it will recover automatically after fault condition is removed
	Over temperature	130-150℃,shut off output voltage,it will recover automatically after the temperature turn to normal
	Over current	When output current exceeds the rated range,it will be protected auto matically, and will recover automatically after fault condition is removed
Environment	Operating temperature	-25~+70℃ (see the model list for detailed parameters)
	Operating humidity	10~90%,no condensing
	Storage temperature	-40~+85℃
	Storage humidity	5~95% RH
Safety Satandards	Safety Standards	Design refer to UL60950,UL62368,IEC/EN60950,IEC/EN62368
	Insulation voltage	I/P-O/P:4KVAC,5mA,3s
	EMI	Design refer to EN55032,EN55014,FCC part15 Class Bunder 3dB margin
	EMS	Design refer to EN61000-3-2:2014 ClassA,EN61000-3-3:2013,IEC61000-4-2,3,4,5,6,11
Others	Application	Instruments & apparatus,stepper motor,audio amplifier,medical,other industrial equipments,etc.
	MTBF	550K Hours
	Dimension(LxWxH)	41.0x35.0x24.5mm

Power Derating Curve

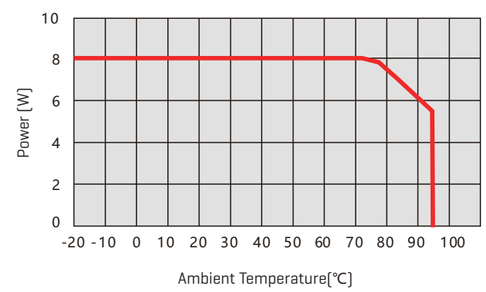

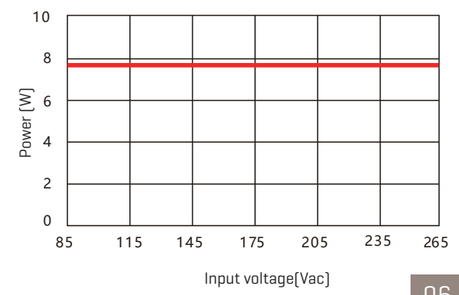

AC-DC Converter

3.3V,5V,9V,12V,15V,18V,24V 10W

Compact Size, High Power Density

Low Standby Power Consumption<0.1W

Meet Requirements of Energy Star and EC Code of Conduct

Encapsulated Design and Same Footprint as EI48 Transformer

Protections: Short Circuit, Over Temperature, Over Current

ASQ10xxx

Model Selections

Part Number	Nominal Input Voltage	Output Voltage	Output Power	Max. Output Current	Efficiency	Max. Ambient Temp.	Certificate
ASP10210	85-265VAC	3.3V	10W	3000mA	72%	50℃	UL, CUL, CE, CB, FCC,UKCA
ASP10211	85-265VAC	5V	10W	2000mA	74%	60℃	UL, CUL, CE, CB, FCC,UKCA
ASP10212	85-265VAC	9V	10W	1100mA	80%	60℃	UL, CUL, CE, CB, FCC,UKCA
ASP10213	85-265VAC	12V	10W	830mA	82%	60℃	UL, CUL, CE, CB, FCC,UKCA
ASP10214	85-265VAC	15V	10W	670mA	82%	60℃	UL, CUL, CE, CB, FCC,UKCA
ASP10215	85-265VAC	18V	10W	560mA	82%	60℃	UL, CUL, CE, CB, FCC,UKCA
ASP10216	85-265VAC	24V	10W	420mA	82%	60℃	UL, CUL, CE, CB, FCC,UKCA

MECHANICAL

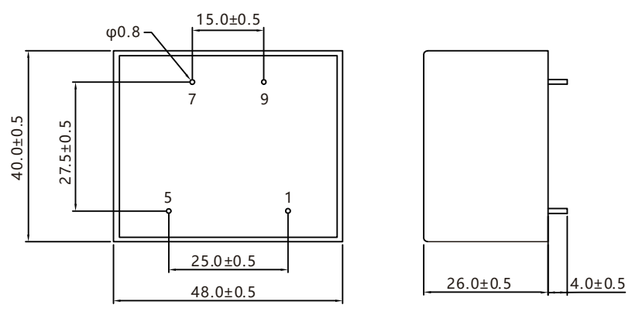

View from pin side

Unit:mm

PRI:
Pins 1-5:AC or DC input
SEC:
Pin 7:DC output +V
Pin 9:DC output 0V

Electrical Parameters

Input	Frequency	47-63Hz
	AC current(typ.)	0.4A
	Inrush current(max.)	25A(cold start,230Vac input)
	Inrush voltage	L-N;1kv
	Standby consumption	0.1W max.
Output	Voltage accuracy	±2%
	Line regulation	±1%
	Load regulation	±1 %
	Turn-on delay time	3S(full load,cold start)
	Rise up time	50ms(full load)
	Hold up time	5ms(full load)
	Overshoot	10%(full load)
	Undershoot	10%(full load)
	Ripple & noise(typ.)	150mVp-p
Protections	Short circuit	Hiccup mode,it will recover automatically after fault condition is removed
	Over temperature	130-150℃,shut off output voltage,it will recover automatically after the temperature turn to normal
	Over current	When output current exceeds the rated range,it will be protected auto matically, and will recover automatically after fault condition is removed
Environment	Operating temperature	-25~+60℃ (see the model list for detailed parameters)
	Operating humidity	10~90%,no condensing
	Storage temperature	-40~+85℃
	Storage humidity	5~95% RH
Safety Satandards	Safety Standards	Design refer to UL60950,UL62368,IEC/EN60950,IEC/EN62368
	Insulation voltage	I/P-O/P:4KVAC,5mA,3s
	EMI	Design refer to EN55032,EN55014,FCC part15 Class Bunder 3dB margin
	EMS	Design refer to EN61000-3-2:2014 ClassA,EN61000-3-3:2013,IEC61000-4-2,3,4,5,6,11
Others	Application	Instruments & apparatus,stepper motor,audio amplifier,medical,other industrial equipments,etc.
	MTBF	550K Hours
	Dimension(LxWxH)	48.0x40.0x26.0mm

Power Derating Curve

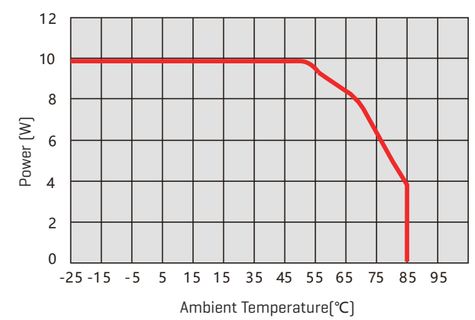

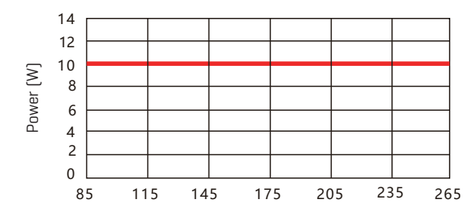

AC-DC Converter

3.3V,5V,9V,12V,15V,18V,24V 20W

Compact Size, High Power Density

Low Standby Power Consumption<0.1W

Meet Requirements of Energy Star and EC Code of Conduct

Encapsulated Design, PCB Mount

Protections: Short Circuit, Over Temperature, Over Current

ASQ20xxx

Model Selections

Part Number	Nominal Input Voltage	Output Voltage	Output Power	Max. Output Current	Efficiency	Max. Ambient Temp.	Certificate
ASP20220	85-265VAC	3.3V	15W	4500mA	82%	50℃	CE, CB,UKCA
ASP20221	85-265VAC	5V	20W	4000mA	82%	50℃	CE, CB,UKCA
ASP20222	85-265VAC	9V	20W	2200mA	85%	60℃	CE, CB,UKCA
ASP20223	85-265VAC	12V	20W	1700mA	85%	60℃	CE, CB,UKCA
ASP20224	85-265VAC	15V	20W	1400mA	85%	60℃	CE, CB,UKCA
ASP20225	85-265VAC	18V	20W	1100mA	85%	60℃	CE, CB,UKCA
ASP20226	85-265VAC	24V	20W	840mA	85%	60℃	CE, CB,UKCA

MECHANICAL

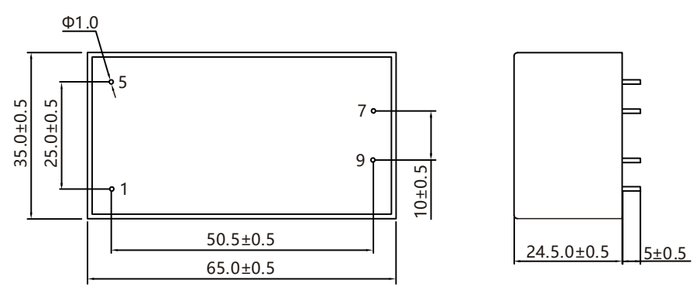

View from pin side

PRI:
Pins 1-5:AC or DC input
SEC:
Pin 7:DC output +V
Pin 9:DC output OV

Unit:mm

Electrical Parameters

Input	Frequency	47-63Hz
	AC current(typ.)	0.6A
	Standby consumption	0.15W max.
Output	Voltage accuracy	±5%(3.3V,5V outpuy);±3%(9V,12V,15V18V,24V output)
	Line regulation	3%(3.3V,5V outpuy);±2%(9V,12V,15V18V,24V output)
	Load regulation	5%(3.3V,5V outpuy);±3%(9V,12V,15V18V,24V output)
	Ripple & noise(max.)	180mVp-p
Protections	Short circuit	Hiccup mode,it will recover automatically after fault condition is removed
	Over current	When output current exceeds the rated range,it will be protected auto matically, and will recover automatically after fault condition is removed
Environment	Operating temperature	-25~+60℃ (see the model list for detailed parameters)
	Operating humidity	10~90%,no condensing
	Storage temperature	-40~+85℃
	Storage humidity	5~95% RH
Safety Satandards	Safety Standards	Design refer to UL60950,UL62368,IEC/EN60950,IEC/EN62368
	Insulation voltage	I/P-O/P:4KVAC,5mA,3s
	EMC	Design refer to EN55032,EN55014,FCC part15 Class Bunder 3dB margin
Others	Application	Instruments & apparatus,stepper motor,audio amplifier,medical,other industrial equipments,etc.
	MTBF	200K Hours
	Dimension(LxWxH)	65.0x35.0x24.0mm

Power Derating Curve

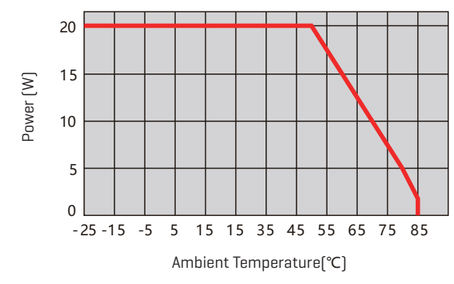

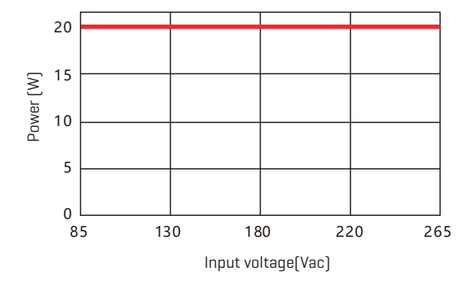

DC-DC Converter

1 Watt,Isolated 1 KV,Unregulated,SMD Package

3 Year Warranty

SMD Package

1000Vdc Isolation Voltage

Single and Dual Output Models

Operating Temperature Range -40℃ to +85℃

DMS-1 SERIES

Model Selections

Model	Input Voltage (VDC)	Output Voltage (VDC)	Output Current (mA)	Efficiency
DSM1-xx10	3.3,5, 12, 15	3.3	300	60%
DSM1-xx11	3.3,5, 12, 15	5	200	68%
DSM1-xx12	3.3,5, 12, 15	9	111	76%
DSM1-xx13	3.3,5, 12, 15	12	83	78%
DSM1-xx14	3.3,5, 12, 15	15	67	78%
DSM1-xx21	3.3,5, 12, 15	±5	±100	70%
DSM1-xx22	3.3,5, 12, 15	±9	±55	73%
DSM1-xx23	3.3,5, 12, 15	±12	±42	77%
DSM1-xx24	3.3,5, 12, 15	±15	±33	78%

ELECTRICAL

Line regulation	±1.2% Max.(unregulated)
Load regulation	10% Max.(10%~100% full load)
Isolation voltage	1000Vdc
Isolation resistance	1000mΩ min.at 500Vdc
Swithing frequency	100KHz typ.
Ripple and noise	75mVp-p max.
Temperature coeffcient	±0.03% /°C
Operating temperature	-40°C to +85°C
Storage temperature	-55°C to +125°C
Protection	Short circuit(1S)
MTBF	3500KHrs

NOTES

(1)xx = Input Voltage, range is ±10%, 3.3(3.0~3.6VDC), 5(4.5~5.5VDC), 12(10.8~13.2VDC), 15(13.5~16.5VDC)
(2)Minimun Load=10%,specifications are valid for 10%minimum load only
(3)Unless otherwise specified, all the parameters are measured at 25°C ambient temperature, nominal input voltage, full load and after warm-up.

MECHANICAL

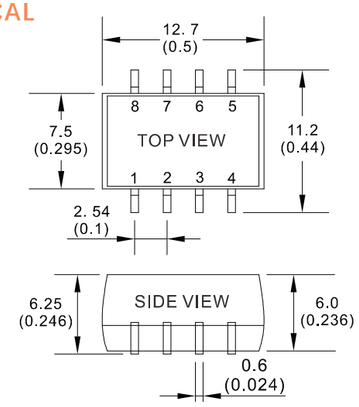

Pin Connections

Pin#	Single
1	GND
2	+Vin
3	NC
4	0V
5	+Vo
6	NC
7	NC
8	NC

- Dimensions are in mm (inch)
- Net weight: 1.4g

*Please check specification for dual output mechanical and pin connections.

DC-DC Converter

1 Watt,Isolated 1.5KV,Unregulated,SMD Package

3 Year Warranty

SMD Package

1500Vdc Isolation Voltage

Single and Dual Output Models

Operating Temperature Range -40℃ to +85℃

DTM-1 SERIES

Model Selections

Model	Input Voltage (VDC)	Output Voltage (VDC)	Output Current (mA)	Efficiency
DTM1-xx10	3.3,5, 12, 15	3.3	300	60%
DTM1-xx11	3.3,5, 12, 15	5	200	70%
DTM1-xx12	3.3,5, 12, 15	9	111	76%
DTM1-xx13	3.3,5, 12, 15	12	83	78%
DTM1-xx14	3.3,5, 12, 15	15	67	78%
DTM1-xx21	3.3,5, 12, 15	±5	±100	70%
DTM1-xx22	3.3,5, 12, 15	±9	±55	73%
DTM1-xx23	3.3,5, 12, 15	±12	±42	77%
DTM1-xx24	3.3,5, 12, 15	±15	±33	78%

ELECTRICAL

Line regulation	±1.5% Max.(unregulated)
Load regulation	15% Max.(10%~100% full load)
Isolation voltage	1500Vdc
Isolation resistance	1000mΩ min.at 500Vdc
Swithing frequency	100KHz typ.
Ripple and noise	75mVp-p max.
Temperature coeffcient	±0.03% /°C
Operating temperature	-40°C to +85°C
Storage temperature	-55°C to +125°C
Protection	Short circuit(1S)
MTBF	3500KHrs

NOTES

(1)xx = Input Voltage, range is ±10%, 3.3(3.0~3.6VDC), 5(4.5~5.5VDC), 12(10.8~13.2VDC), 15(13.5~16.5VDC)
(2)Minimun Load=10%,specifications are valid for 10%minimum load only
(3)Unless otherwise specified, all the parameters are measured at 25°C ambient temperature, nominal input voltage, full load and after warm-up.

MECHANICAL

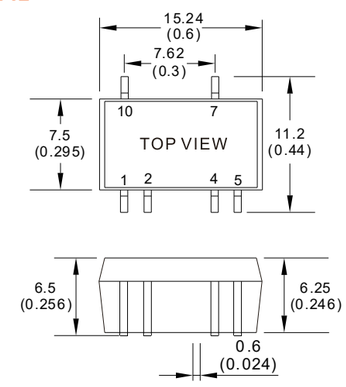

Pin Connections

Pin#	Dual
1	GND
2	+Vin
4	0V
5	-Vo
7	+Vo
10	NC

- Dimensions are in mm (inch)
- Net weight: 1.7g

*Please check specification for single output mechanical and pin out.

PAIRUI

DC-DC Converter

1 Watt,Isolated 3 KV,Unregulated,SMD Package

3 Year Warranty

SMD Package

3000Vdc Isolation Voltage

Single and Dual Output Models

Operating Temperature Range -40℃ to +85℃

DTM-1F SERIES

Model Selections

Model	Input Voltage (VDC)	Output Voltage (VDC)	Output Current (mA)	Efficiency
DTM1-xx10F	3.3,5, 12, 15	3.3	300	60%
DTM1-xx11F	3.3,5, 12, 15	5	200	70%
DTM1-xx12F	3.3,5, 12, 15	9	111	76%
DTM1-xx13F	3.3,5, 12, 15	12	83	78%
DTM1-xx14F	3.3,5, 12, 15	15	67	78%
DTM1-xx21F	3.3,5, 12, 15	±5	±100	70%
DTM1-xx22F	3.3,5, 12, 15	±9	±55	73%
DTM1-xx23F	3.3,5, 12, 15	±12	±42	77%
DTM1-xx24F	3.3,5, 12, 15	±15	±33	78%

ELECTRICAL

Line regulation	±1.5% Max.(unregulated)
Load regulation	15% Max.(10%~100% full load)
Isolation voltage	3000Vdc
Isolation resistance	1000mΩ min.at 500Vdc
Swithing frequency	100KHz typ.
Ripple and noise	100mVp-p max.
Temperature coeffcient	±0.03% /°C
Operating temperature	-40°C to +85°C
Storage temperature	-55°C to +125°C
Protection	Short circuit(1S)
MTBF	3500KHrs

NOTES

(1)xx = Input Voltage, range is ±10%, 3.3(3.0~3.6VDC), 5(4.5~5.5VDC), 12(10.8~13.2VDC), 15(13.5~16.5VDC)
(2)Minimun Load=10%,specifications are valid for 10%minimum load only
(3)Unless otherwise specified, all the parameters are measured at 25°C ambient temperature, nominal input voltage, full load and after warm-up.

MECHANICAL

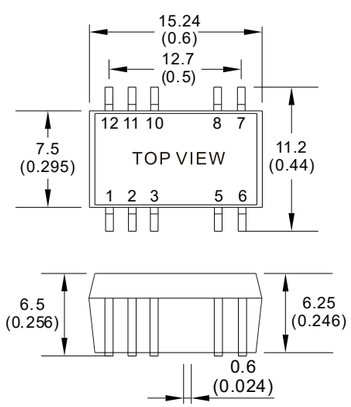

Pin Connections

Pin#	Single
1	GND
2	+Vin
3	NC
5	0V
6	NC
7	NC
8	+Vo
10	NC
11	NC
12	NC

- Dimensions are in mm (inch)
- Net weight: 1.7g

*Please check specification for dual output mechanical and pin connections.

PAIRUI

DC-DC Converter

1 Watt,Isolated 1.5KV,Unregulated,SIP Package

3 Year Warranty

SIP4 Package, Compact Size

1500Vdc Isolation Voltage

Single Output Models

Operating Temperature Range -40℃ to +85℃

DBE-1 SERIES

Model Selections

Model	Input Voltage (VDC)	Output Voltage (VDC)	Output Current (mA)	Efficiency
DBE1-xx10	3.3,5, 12, 15,24	3.3	300	70%
DBE1-xx11	3.3,5, 12, 15,24	5	200	79%
DBE1-xx12	3.3,5, 12, 15,24	9	111	80%
DBE1-xx13	3.3,5, 12, 15,24	12	83	80%
DBE1-xx14	3.3,5, 12, 15,24	15	67	78%
DBE1-xx15	3.3,5, 12, 15,24	24	42	78%

ELECTRICAL

Line regulation	±1.5% Max.(regulated)
Load regulation	15% Max.(10%~100% full load)
Isolation voltage	1500Vdc
Isolation resistance	1000mΩ min.at 500Vdc
Swithing frequency	100KHz typ.
Ripple and noise	100mVp-p max.
Temperature coeffcient	±0.03% /°C
Operating temperature	-40°C to +85°C
Storage temperature	-55°C to +125°C
Protection	Short circuit(1S)
MTBF	3500KHrs

NOTES

(1)xx = Input Voltage, range is ±10%, 3.3(3.3~3.6VDC), 5(4.5~5.5VDC), 12(10.8~13.2VDC), 15(13.5~16.5VDC), 24(21.6~26.4VDC)
(2)Minimun Load=10%,specifications are valid for 10%minimum load only
(3)Unless otherwise specified, all the parameters are measured at 25°C ambient temperature, nominal input voltage, full load and after warm-up.

MECHANICAL

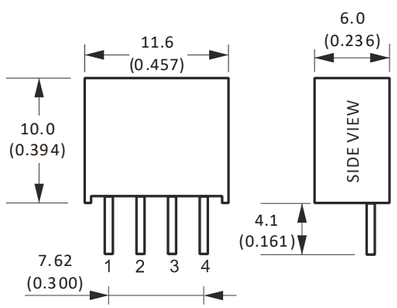

Pin Connections

Pin#	Single
1	GND
2	+Vin
3	0V
4	+Vo

- Dimensions are in mm (inch)
- Net weight: 1.3g

DC-DC Converter

1 Watt,Isolated 3KV,Unregulated,SIP Package

3 Year Warranty

SIP4 Package, Compact Size

3000Vdc Isolation Voltage

Single Output Models

Operating Temperature Range -40℃ to +85℃

DBE-1F SERIES

Model Selections

Model	Input Voltage (VDC)	Output Voltage (VDC)	Output Current (mA)	Efficiency
DBE1-xx10F	3.3,5, 12, 15,24	3.3	300	74%
DBE1-xx11F	3.3,5, 12, 15,24	5	200	70%
DBE1-xx12F	3.3,5, 12, 15,24	9	111	77%
DBE1-xx13F	3.3,5, 12, 15,24	12	83	80%
DBE1-xx14F	3.3,5, 12, 15,24	15	67	78%
DBE1-xx15F	3.3,5, 12, 15,24	24	42	80%

ELECTRICAL

Line regulation	±1.5% Max.(regulated)
Load regulation	15% Max.(10%~100% full load)
Isolation voltage	3000Vdc
Isolation resistance	1000mΩ min.at 500Vdc
Swithing frequency	100KHz typ.
Ripple and noise	100mVp-p max.
Temperature coeffcient	±0.03% /°C
Operating temperature	-40°C to +85°C
Storage temperature	-55°C to +125°C
Protection	Short circuit(1S)
MTBF	3500KHrs

NOTES

(1)xx = Input Voltage, range is ±10%, 3.3(3.0~3.6VDC), 5(4.5~5.5VDC), 12(10.8~13.2VDC), 15(13.5~16.5VDC), 24(21.6~26.4VDC)
(2)Minimun Load=10%,specifications are valid for 10%minimum load only
(3)Unless otherwise specified, all the parameters are measured at 25°C ambient temperature, nominal input voltage, full load and after warm-up.

MECHANICAL

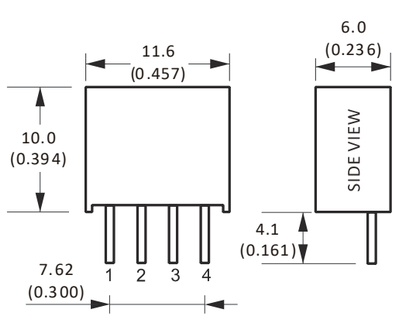

Pin Connections

Pin#	Single
1	GND
2	+Vin
3	0V
4	+Vo

- Dimensions are in mm (inch)
- Net weight: 1.3g

DC-DC Converter

2 Watt,Isolated 1.5KV,Unregulated,±10% Input Range

3 Year Warranty

SIP4 Package, Compact Size

1500Vdc Isolation Voltage

Single Output Models

Operating Temperature Range -40℃ to +85℃

DBE-2 SERIES

Model Selections

Model	Input Voltage (VDC)	Output Voltage (VDC)	Output Current (mA)	Efficiency
DBE2-xx10	3.3,5, 12, 15,24	3.3	400	74%
DBE2-xx11	3.3,5, 12, 15,24	5	400	80%
DBE2-xx12	3.3,5, 12, 15,24	9	222	84%
DBE2-xx13	3.3,5, 12, 15,24	12	167	83%
DBE2-xx14	3.3,5, 12, 15,24	15	133	84%

ELECTRICAL

Line regulation	±1.5% Max.(regulated)
Load regulation	15% Max.(10%~100% full load)
Isolation voltage	1500Vdc
Isolation resistance	1000mΩ min.at 500Vdc
Swithing frequency	100KHz typ.
Ripple and noise	100mVp-p max.
Temperature coeffcient	±0.03% /°C
Operating temperature	-40°C to +85°C
Storage temperature	-55°C to +125°C
Protection	Short circuit(1S)
MTBF	3500KHrs

NOTES

(1)xx = Input Voltage, range is ±10%, 3.3(3.0~3.6VDC), 5(4.5~5.5VDC), 12(10.8~13.2VDC), 15(13.5~16.5VDC)
(2)Minimun Load=10%,specifications are valid for 10%minimum load only
(3)Unless otherwise specified, all the parameters are measured at 25°C ambient temperature, nominal input voltage, full load and after warm-up.

MECHANICAL

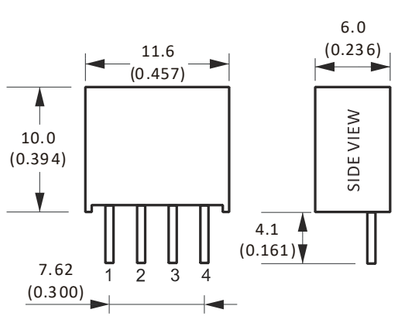

Pin Connections

Pin#	Single
1	GND
2	+Vin
3	0V
4	+Vo

- Dimensions are in mm (inch)
- Net weight: 1.3g

DC-DC Converter

1 Watt,Isolated 1.5KV,Unregulated,±10% Input Range

3 Year Warranty

SIP7 Package, Compact Size

1500Vdc Isolation Voltage

Single,Dual,and Twin Isolated Output Models

Operating Temperature Range -40℃ to +85℃

DAE-1 SERIES

Model Selections

Model	Input Voltage (VDC)	Output Voltage (VDC)	Output Current (mA)	Efficiency
DAE1-xx10	3.3,5, 12, 15,24	3.3	300	74%
DAE1-xx11	3.3,5, 12, 15,24	5	200	70%
DAE1-xx12	3.3,5, 12, 15,24	9	111	77%
DAE1-xx13	3.3,5, 12, 15,24	12	83	80%
DAE1-xx14	3.3,5, 12, 15,24	15	67	78%
DAE1-xx15	3.3,5, 12, 15,24	24	42	80%
DAE1-xx21	3.3,5, 12, 15,24	±5	±100	79%
DAE1-xx22	3.3,5, 12, 15,24	±9	±55	81%
DAE1-xx23	3.3,5, 12, 15,24	±12	±42	78%
DAE1-xx24	3.3,5, 12, 15,24	±15	±33	80%
DAE1-xx25	3.3,5, 12, 15,24	±24	±21	75%
DAE1-xx01	3.3,5, 12, 15,24	5/5	100/100	71%
DAE1-xx02	3.3,5, 12, 15,24	9/9	56/56	74%
DAE1-xx03	3.3,5, 12, 15,24	12/12	42/42	76%
DAE1-xx04	3.3,5, 12, 15,24	15/15	33/33	76%
DAE1-xx05	3.3,5, 12, 15,24	24/24	21/21	76%

ELECTRICAL

Line regulation	±1.5% Max.(regulated)
Load regulation	15% Max.(10%~100% full load)
Isolation voltage	1500Vdc
Isolation resistance	1000mΩ min.at 500Vdc
Swithing frequency	100KHz typ.
Ripple and noise	Single/Dual:100mVp-p max. Twin Isolated:150mVp-p max.
Temperature coeffcient	±0.03% /°C
Operating temperature	-40°C to +85°C
Storage temperature	-55°C to +125°C
Protection	Short circuit(1S)
MTBF	3500KHrs

NOTES

(1)xx = Input Voltage, range is ±10%, 3.3(3.0~3.6VDC), 5(4.5~5.5VDC),12(10.8~13.2VDC), 15(13.5~16.5VDC), 24(21.6~26.4VDC)
(2)Minimun Load=10%,specifications are valid for 10%minimum load
only
(3)Unless otherwise specified, all the parameters are measured at 25°C ambient temperature, nominal input voltage, full load and after warm-up.

MECHANICAL

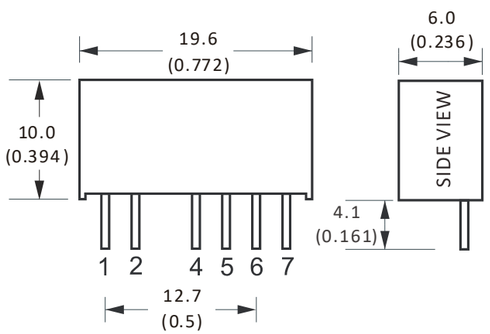

Pin Connections

Pin#	Single	Dual	Twin
1	+Vin	+Vin	+Vin
2	GND	GND	GND
3	No Pin	No Pin	No Pin
4	OV	-Vo	OV1
5	No Pin	OV	+Vo1
6	+Vo	+Vo	OV2
7	No Pin	No Pin	+Vo2

- Dimensions are in mm (inch)
- Net weight: 2.1g

DC-DC Converter

1 Watt,Isolated 3KV,Unregulated,±10% Input Range

3 Year Warranty

SIP7 Package, Compact Size

3000Vdc Isolation Voltage

Single, and Dual Output Models

Operating Temperature Range -40℃ to +85℃

DAE-1F SERIES

Model Selections

Model	Input Voltage (VDC)	Output Voltage (VDC)	Output Current (mA)	Efficiency
DAE1-xx10F	3.3,5, 12, 15,24	3.3	300	76%
DAE1-xx11F	3.3,5, 12, 15,24	5	200	78%
DAE1-xx12F	3.3,5, 12, 15,24	9	111	81%
DAE1-xx13F	3.3,5, 12, 15,24	12	83	77%
DAE1-xx14F	3.3,5, 12, 15,24	15	67	79%
DAE1-xx15F	3.3,5, 12, 15,24	24	42	80%
DAE1-xx21F	3.3,5, 12, 15,24	±5	±100	79%
DAE1-xx22F	3.3,5, 12, 15,24	±9	±55	81%
DAE1-xx23F	3.3,5, 12, 15,24	±12	±42	78%
DAE1-xx24F	3.3,5, 12, 15,24	±15	±33	80%
DAE1-xx25F	3.3,5, 12, 15,24	±24	±21	75%

ELECTRICAL

Line regulation	±1.5% Max.(regulated)
Load regulation	15% Max.(10%~100% full load)
Isolation voltage	3000Vdc
Isolation resistance	1000mΩ min.at 500Vdc
Swithing frequency	100KHz typ.
Ripple and noise	100mVp-p max.
Temperature coeffcient	±0.03% /°C
Operating temperature	-40°C to +85°C
Storage temperature	-55°C to +125°C
Protection	Short circuit(1S)
MTBF	3500KHrs

NOTES

(1)xx = Input Voltage, range is ±10%, 3.3(3.0~3.6VDC), 5(4.5~5.5VDC), 12(10.8~13.2VDC), 15(13.5~16.5VDC),24(21.6~26.4VDC)
(2)Minimun Load=10%,specifications are valid for 10%minimum load
only
(3)Unless otherwise specified, all the parameters are measured at 25°C ambient temperature, nominal input voltage, full load and after warm-up.

MECHANICAL

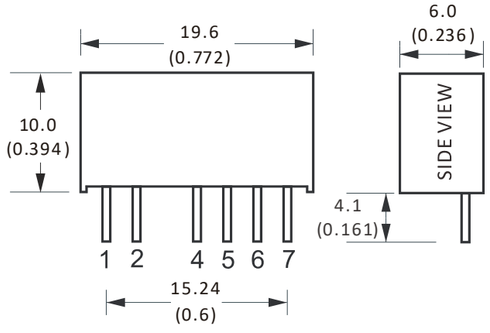

Pin Connections

Pin#	Single	Dual
1	+Vin	+Vin
2	GND	GND
3	No Pin	No Pin
4	No Pin	No Pin
5	OV	-Vo
6	No Pin	OV
7	+Vo	+Vo

- Dimensions are in mm (inch)
- Net weight: 2.1g

DC-DC Converter

1 Watt,Isolated 6KV,Unregulated,±10% Input Range

3 Year Warranty

SIP7 Package

6000Vdc Isolation Voltage

Single, and Dual Output Models

Operating Temperature Range -40℃ to +85℃

DAE-1H SERIES

Model Selections

Model	Input Voltage (VDC)	Output Voltage (VDC)	Output Current (mA)	Efficiency
DAE1-xx10H	5, 12, 15,24	3.3	300	64%
DAE1-xx11H	5, 12, 15,24	5	200	68%
DAE1-xx12H	5, 12, 15,24	9	111	74%
DAE1-xx13H	5, 12, 15,24	12	83	68%
DAE1-xx14H	5, 12, 15,24	15	67	68%
DAE1-xx21H	5, 12, 15,24	±5	±100	71%
DAE1-xx22H	5, 12, 15,24	±9	±55	71%
DAE1-xx23H	5, 12, 15,24	±12	±42	82%
DAE1-xx24H	5, 12, 15,24	±15	±33	70%

ELECTRICAL

Line regulation	±1.5% Max.(regulated)
Load regulation	15% Max.(10%~100% full load)
Isolation voltage	6000Vdc
Isolation resistance	1000mΩ min.at 500Vdc
Swithing frequency	50KHz typ.
Ripple and noise	150mVp-p max.
Temperature coeffcient	±0.03% /°C
Operating temperature	-40°C to +85°C
Storage temperature	-55°C to +125°C
Protection	Short circuit(1S)
MTBF	3500KHrs

NOTES

(1)xx = Input Voltage, range is ±10%, 5(4.5~5.5VDC),12(10.8~13.2VDC), 15(13.5~16.5VDC),24(21.6~26.4VDC)
(2)Minimun Load=10%,specifications are valid for 10%minimum load only
(3)Unless otherwise specified, all the parameters are measured at 25°C ambient temperature, nominal input voltage, full load and after warm-up.

MECHANICAL

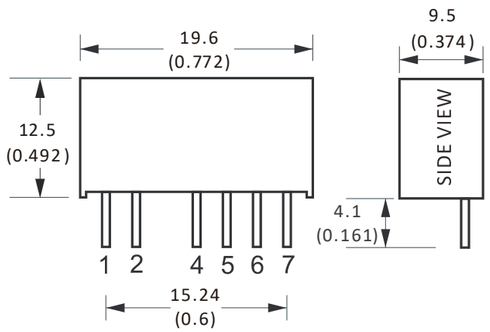

Pin Connections

Pin#	Single	Dual
1	+Vin	+Vin
2	GND	GND
3	No Pin	No Pin
4	No Pin	No Pin
5	0V	-Vo
6	No Pin	0V
7	+Vo	+Vo

- Dimensions are in mm (inch)
- Net weight: 4.3g

DC-DC Converter

2 Watt,Isolated 1.5KV,Unregulated,±10% Input Range

3 Year Warranty

SIP7 Package

1500Vdc Isolation Voltage

Single,Dual,and Twin Isolated Output Models

Operating Temperature Range -40℃ to +85℃

DAE-2 SERIES

Model Selections

Model	Input Voltage (VDC)	Output Voltage (VDC)	Output Current (mA)	Efficiency
DAE2-xx10	5, 12, 15,24	3.3	600	76%
DAE2-xx11	5, 12, 15,24	5	400	80%
DAE2-xx12	5, 12, 15,24	9	222	83%
DAE2-xx13	5, 12, 15,24	12	167	85%
DAE2-xx14	5, 12, 15,24	15	133	83%
DAE2-xx15	5, 12, 15,24	24	83	81%
DAE2-xx21	5, 12, 15,24	±5	±200	81%
DAE2-xx22	5, 12, 15,24	±9	±111	82%
DAE2-xx23	5, 12, 15,24	±12	±83	82%
DAE2-xx24	5, 12, 15,24	±15	±67	83%
DAE2-xx25	5, 12, 15,24	±24	±42	83%
DAE2-xx01	5, 12, 15,24	5/5	200/200	78%
DAE2-xx02	5, 12, 15,24	9/9	111/111	82%
DAE2-xx03	5, 12, 15,24	12/12	83/83	82%
DAE2-xx04	5, 12, 15,24	15/15	67/67	80%

ELECTRICAL

Line regulation	±1.5% Max.(regulated)
Load regulation	15% Max.(10%~100% full load)
Isolation voltage	1500Vdc
Isolation resistance	1000mΩ min.at 500Vdc
Swithing frequency	100KHz typ.
Ripple and noise	100mVp-p max.
Temperature coeffcient	±0.03% /°C
Operating temperature	-40°C to +85°C
Storage temperature	-55°C to +125°C
Protection	Short circuit(1S)
MTBF	3500KHrs

NOTES

(1)xx = Input Voltage, range is ±10%, 3.3(3.0~3.6VDC), 5(4.5~5.5VDC),12(10.8~13.2VDC), 15(13.5~16.5VDC), 24(21.6~26.4VDC)
(2)Minimun Load=10%,specifications are valid for 10%minimum load only
(3)Unless otherwise specified, all the parameters are measured at 25°C ambient temperature, nominal input voltage, full load and after warm-up.

MECHANICAL

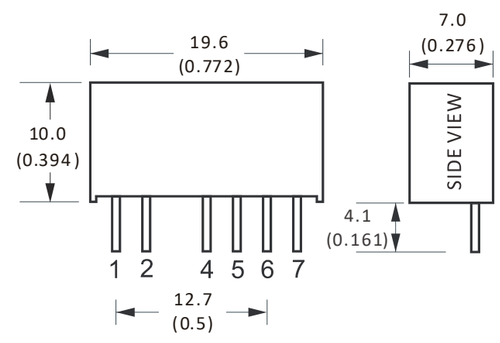

Pin Connections

Pin#	Single	Dual	Twin
1	+Vin	+Vin	+Vin
2	GND	GND	GND
3	No Pin	No Pin	No Pin
4	0V	-Vo	0V1
5	No Pin	0V	+Vo1
6	+Vo	+Vo	0V2
7	No Pin	No Pin	+Vo2

- Dimensions are in mm (inch)
- Net weight: 2.6g

DC-DC Converter

2 Watt,Isolated 3KV,Unregulated,±10% Input Range

3 Year Warranty

SIP7 Package

3000Vdc Isolation Voltage

Single, and Dual Output Models

Operating Temperature Range -40℃ to +85℃

DAE-2F SERIES

Model Selections

Model	Input Voltage (VDC)	Output Voltage (VDC)	Output Current (mA)	Efficiency
DAE2-xx10F	3.3,5, 12, 15,24	3.3	600	75%
DAE2-xx11F	3.3,5, 12, 15,24	5	400	81%
DAE2-xx12F	3.3,5, 12, 15,24	9	222	85%
DAE2-xx13F	3.3,5, 12, 15,24	12	167	84%
DAE2-xx14F	3.3,5, 12, 15,24	15	133	85%
DAE2-xx15F	3.3,5, 12, 15,24	24	83	84%
DAE2-xx21F	3.3,5, 12, 15,24	±5	±200	83%
DAE2-xx22F	3.3,5, 12, 15,24	±9	±111	83%
DAE2-xx23F	3.3,5, 12, 15,24	±12	±83	85%
DAE2-xx24F	3.3,5, 12, 15,24	±15	±67	84%
DAE2-xx25F	3.3,5, 12, 15,24	±24	±42	82%

ELECTRICAL

Line regulation	±1.5% Max.(regulated)
Load regulation	15% Max.(10%~100% full load)
Isolation voltage	3000Vdc
Isolation resistance	1000mΩ min.at 500Vdc
Swithing frequency	100KHz typ.
Ripple and noise	100mVp-p max.
Temperature coeffcient	±0.03% /°C
Operating temperature	-40°C to +85°C
Storage temperature	-55°C to +125°C
Protection	Short circuit(1S)
MTBF	3500KHrs

NOTES

(1)xx = Input Voltage, range is ±10%, 3.3(3.0~3.6VDC), 5(4.5~5.5VDC), 12(10.8~13.2VDC), 15(13.5~16.5VDC),24(21.6~26.4VDC)
(2)Minimun Load=10%,specifications are valid for 10%minimum load only
(3)Unless otherwise specified, all the parameters are measured at 25°C ambient temperature, nominal input voltage, full load and after warm-up.

MECHANICAL

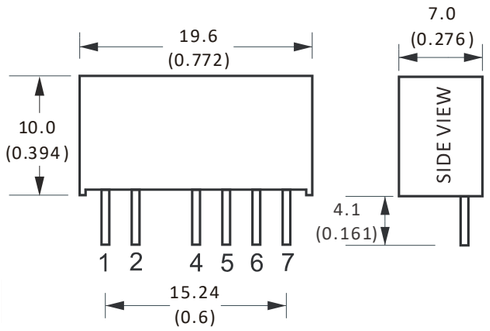

Pin Connections

Pin#	Single	Dual
1	+Vin	+Vin
2	GND	GND
3	No Pin	No Pin
4	No Pin	No Pin
5	OV	-Vo
6	No Pin	OV
7	+Vo	+Vo

- Dimensions are in mm (inch)
- Net weight: 2.6g

DC-DC Converter

2 Watt,Isolated 6KV,Unregulated,±10% Input Range

3 Year Warranty

SIP7 Package

6000Vdc Isolation Voltage

Single, and Dual Output Models

Operating Temperature Range -40℃ to +85℃

DAE-2H SERIES

Model Selections

Model	Input Voltage (VDC)	Output Voltage (VDC)	Output Current (mA)	Efficiency
DAE2-xx10H	5, 12, 15,24	3.3	600	70%
DAE2-xx11H	5, 12, 15,24	5	400	75%
DAE2-xx12H	5, 12, 15,24	9	222	77%
DAE2-xx13H	5, 12, 15,24	12	167	78%
DAE2-xx14H	5, 12, 15,24	15	133	81%
DAE2-xx21H	5, 12, 15,24	±5	±200	75%
DAE2-xx22H	5, 12, 15,24	±9	±111	78%
DAE2-xx23H	5, 12, 15,24	±12	±83	79%
DAE2-xx24H	5, 12, 15,24	±15	±67	79%

ELECTRICAL

Line regulation	±1.5% Max.(regulated)
Load regulation	15% Max.(10%~100% full load)
Isolation voltage	6000Vdc
Isolation resistance	1000mΩ min.at 500Vdc
Swithing frequency	60KHz typ.
Ripple and noise	150mVp-p max.
Temperature coeffcient	±0.03% /°C
Operating temperature	-40°C to +85°C
Storage temperature	-55°C to +125°C
Protection	Short circuit(1S)
MTBF	3500KHrs

NOTES

(1)xx = Input Voltage, range is ±10%, 5(4.5~5.5VDC),12(10.8~13.2VDC), 15(13.5~16.5VDC),24(21.6~26.4VDC)
(2)Minimun Load=10%,specifications are valid for 10%minimum load only
(3)Unless otherwise specified, all the parameters are measured at 25°C ambient temperature, nominal input voltage, full load and after warm-up.

MECHANICAL

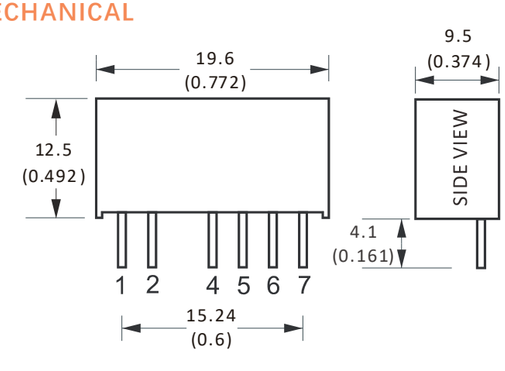

Pin Connections

Pin#	Single	Dual
1	+Vin	+Vin
2	GND	GND
3	No Pin	No Pin
4	No Pin	No Pin
5	OV	-Vo
6	No Pin	OV
7	+Vo	+Vo

- Dimensions are in mm (inch)
- Net weight: 4.3g

DC-DC Converter

1 Watt,Isolated 1.5KV,Unregulated,±5% Input Range

3 Year Warranty

SIP7 Package

1500Vdc Isolation Voltage

Single Output Models

Operating Temperature Range -40℃ to +85℃

DAR-1 SERIES

Model Selections

Model	Input Voltage (VDC)	Output Voltage (VDC)	Output Current (mA)	Efficiency
DAR1-xx10	5, 12, 15,24	3.3	300	67%
DAR1-xx11	5, 12, 15,24	5	200	71%
DAR1-xx12	5, 12, 15,24	9	111	60%
DAR1-xx13	5, 12, 15,24	12	83	64%
DAR1-xx14	5, 12, 15,24	15	67	65%
DAR1-xx15	5, 12, 15,24	24	42	62%

ELECTRICAL

Line regulation	±0.25% Max.(regulated)
Load regulation	±2% Max.(10%~100% full load)
Isolation voltage	1500Vdc
Isolation resistance	1000mΩ min.at 500Vdc
Swithing frequency	100KHz typ.
Ripple and noise	60mVp-p max.
Temperature coeffcient	±0.03% /°C
Operating temperature	-40°C to +85°C
Storage temperature	-55°C to +125°C
Protection	Short circuit(1S)
MTBF	3500KHrs

NOTES

(1)xx = Input Voltage, range is ±5%, 5(4.75~5.25VDC),12(11.4~12.6VDC), 15(14.25~15.75VDC),24(22.8~25.2VDC)
(2)Unless otherwise specified, all the parameters are measured at 25°C ambient temperature, nominal input voltage, full load and after warm-up.

MECHANICAL

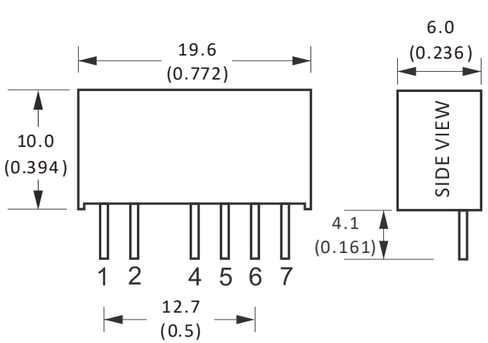

Pin Connections

Pin#	Single
1	+Vin
2	GND
3	No Pin
4	OV
5	No Pin
6	+Vo
7	No Pin

- Dimensions are in mm (inch)
- Net weight: 2.4g

DC-DC Converter

1 Watt,Isolated 3KV,Unregulated,±5% Input Range

3 Year Warranty

SIP7 Package

3000Vdc Isolation Voltage

Single Output Models

Operating Temperature Range -40℃ to +85℃

DAR-1F SERIES

Model Selections

Model	Input Voltage (VDC)	Output Voltage (VDC)	Output Current (mA)	Efficiency
DAR1-xx11F	5, 12, 15,24	5	200	70%
DAR1-xx12F	5, 12, 15,24	9	111	60%
DAR1-xx13F	5, 12, 15,24	12	83	64%
DAR1-xx14F	5, 12, 15,24	15	67	65%
DAR1-xx15F	5, 12, 15,24	24	42	62%

ELECTRICAL

Line regulation	±0.25% Max.(regulated)
Load regulation	±2% Max.(10%~100% full load)
Isolation voltage	3000Vdc
Isolation resistance	1000mΩ min.at 500Vdc
Swithing frequency	100KHz typ.
Ripple and noise	60mVp-p max.
Temperature coeffcient	±0.03% /°C
Operating temperature	-40°C to +85°C
Storage temperature	-55°C to +125°C
Protection	Short circuit(1S)
MTBF	3500KHrs

NOTES

(1)xx = Input Voltage, range is ±5%, 5(4.75~5.25VDC),12(11.4~12.6VDC), 15(14.25~15.75VDC),24(22.8~25.2VDC)
(2)Unless otherwise specified, all the parameters are measured at 25°C ambient temperature, nominal input voltage, full load and after warm-up.

MECHANICAL

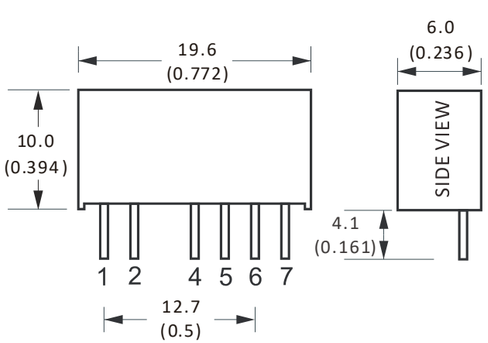

Pin Connections

Pin#	Single
1	+Vin
2	GND
3	No Pin
4	OV
5	No Pin
6	+Vo
7	No Pin

- Dimensions are in mm (inch)
- Net weight: 2.4g

DC-DC Converter

1 Watt,Isolated 1.5KV,Unregulated,±5% Input Range

3 Year Warranty

SIP 10 Package

1500Vdc Isolation Voltage

Dual Output Models

Operating Temperature Range -40℃ to +85℃

DBR-1 SERIES

Model Selections

Model	Input Voltage (VDC)	Output Voltage (VDC)	Output Current (mA)	Efficiency
DBR1-xx21	5, 12, 15,24	±5	±100	54%
DBR1-xx22	5, 12, 15,24	±9	±56	63%
DBR1-xx23	5, 12, 15,24	±12	±42	63%
DBR1-xx24	5, 12, 15,24	±15	±33	65%

ELECTRICAL

Line regulation	±0.25% Max.(regulated)
Load regulation	±2% Max.(10%~100% full load)
Isolation voltage	1500Vdc
Isolation resistance	1000mΩ min.at 500Vdc
Swithing frequency	100KHz typ.
Ripple and noise	100mVp-p max.
Temperature coeffcient	±0.03% /°C
Operating temperature	-40°C to +85°C
Storage temperature	-55°C to +125°C
Protection	Short circuit(1S)
MTBF	3500KHrs

NOTES

(1)xx = Input Voltage, range is ±5%, 5(4.75~5.25VDC),12(11.4~12.6VDC), 15(14.25~15.75VDC),24(22.8~25.2VDC)
(2)Unless otherwise specified, all the parameters are measured at 25°C ambient temperature, nominal input voltage, full load and after warm-up.

MECHANICAL

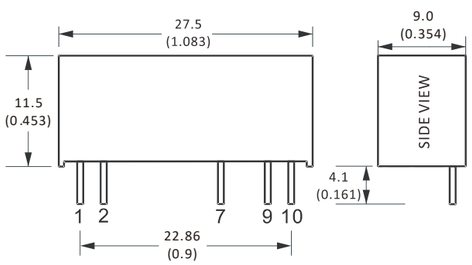

Pin Connections

Pin#	Dual
1	+Vin
2	GND
7	+Vo
9	-Vo
10	0V

- Dimensions are in mm (inch)
- Net weight: 4.4g

DC-DC Converter

1 Watt,Isolated 3KV,Unregulated,±5% Input Range

3 Year Warranty

SIP7 Package

3000Vdc Isolation Voltage

Single Output Models

Operating Temperature Range -40℃ to +85℃

DAR-1F SERIES

Model Selections

Model	Input Voltage (VDC)	Output Voltage (VDC)	Output Current (mA)	Efficiency
DBR1-xx21F	5, 12, 15,24	±5	±100	54%
DBR1-xx22F	5, 12, 15,24	±9	±56	63%
DBR1-xx23F	5, 12, 15,24	±12	±42	63%
DBR1-xx24F	5, 12, 15,24	±15	±33	65%

ELECTRICAL

Line regulation	±0.25% Max.(regulated)
Load regulation	±2% Max.(10%~100% full load)
Isolation voltage	3000Vdc
Isolation resistance	1000mΩ min.at 500Vdc
Swithing frequency	100KHz typ.
Ripple and noise	100mVp-p max.
Temperature coeffcient	±0.03% /°C
Operating temperature	-40°C to +85°C
Storage temperature	-55°C to +125°C
Protection	Short circuit(1S)
MTBF	3500KHrs

NOTES

(1)xx = Input Voltage, range is ±5%, 5(4.75~5.25VDC),12(11.4~12.6VDC), 15(14.25~15.75VDC),24(22.8~25.2VDC)
(2)Unless otherwise specified, all the parameters are measured at 25°C ambient temperature, nominal input voltage, full load and after warm-up.

MECHANICAL

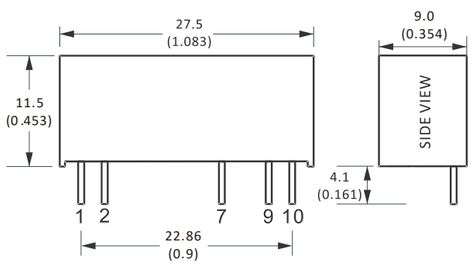

Pin Connections

Pin#	Dual
1	+Vin
2	GND
7	+Vo
9	-Vo
10	0V

- Dimensions are in mm (inch)
- Net weight: 4.4g

DC-DC Converter

2 Watt,Isolated 1.5KV,Unregulated,±5% Input Range

3 Year Warranty

SIP 7 Package

1500Vdc Isolation Voltage

Single Output Models

Operating Temperature Range -40℃ to +85℃

DAR-2 SERIES

Model Selections

Model	Input Voltage (VDC)	Output Voltage (VDC)	Output Current (mA)	Efficiency
DAR2-xx11	5, 12, 15,24	5	400	69%
DAR2-xx12	5, 12, 15,24	9	222	70%
DAR2-xx13	5, 12, 15,24	12	167	75%
DAR2-xx14	5, 12, 15,24	15	133	65%
DAR2-xx15	5, 12, 15,24	24	83	65%

ELECTRICAL

Line regulation	±0.25% Max.(regulated)
Load regulation	±2% Max.(10%~100% full load)
Isolation voltage	1500Vdc
Isolation resistance	1000mΩ min.at 500Vdc
Swithing frequency	100KHz typ.
Ripple and noise	70mVp-p max.
Temperature coeffcient	±0.03% /°C
Operating temperature	-40°C to +85°C
Storage temperature	-55°C to +125°C
Protection	Short circuit(1S)
MTBF	3500KHrs

NOTES

(1)xx = Input Voltage, range is ±5%, 5(4.75~5.25VDC),12(11.4~12.6VDC), 15(14.25~15.75VDC),24(22.8~25.2VDC)
(2)Unless otherwise specified, all the parameters are measured at 25°C ambient temperature, nominal input voltage, full load and after warm-up.

MECHANICAL

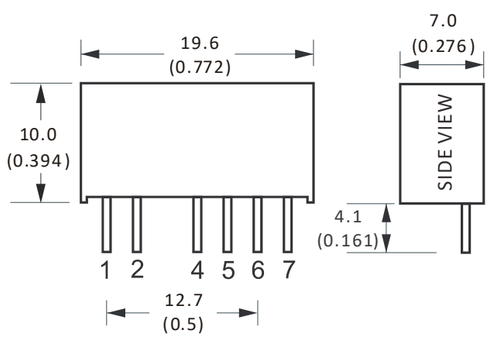

Pin Connections

Pin#	Single
1	+Vin
2	GND
3	No Pin
4	OV
5	No Pin
6	+Vo
7	No Pin

- Dimensions are in mm (inch)
- Net weight: 2.5g

DC-DC Converter

2 Watt,Isolated 3KV,Unregulated,±5% Input Range

3 Year Warranty

SIP7 Package

3000Vdc Isolation Voltage

Single Output Models

Operating Temperature Range -40℃ to +85℃

DAR-2F SERIES

Model Selections

Model	Input Voltage (VDC)	Output Voltage (VDC)	Output Current (mA)	Efficiency
DAR2-xx11F	5, 12, 15,24	5	400	72%
DAR2-xx12F	5, 12, 15,24	9	222	70%
DAR2-xx13F	5, 12, 15,24	12	167	75%
DAR2-xx14F	5, 12, 15,24	15	133	70%
DAR2-xx15F	5, 12, 15,24	24	83	71%

ELECTRICAL

Line regulation	±0.25% Max.(regulated)
Load regulation	±2% Max.(10%~100% full load)
Isolation voltage	3000Vdc
Isolation resistance	1000mΩ min.at 500Vdc
Swithing frequency	100KHz typ.
Ripple and noise	60mVp-p max.
Temperature coeffcient	±0.03% /°C
Operating temperature	-40°C to +85°C
Storage temperature	-55°C to +125°C
Protection	Short circuit(1S)
MTBF	3500KHrs

NOTES

(1)xx = Input Voltage, range is ±5%, 5(4.75~5.25VDC),12(11.4~12.6VDC), 15(14.25~15.75VDC),24(22.8~25.2VDC)
(2)Unless otherwise specified, all the parameters are measured at 25°C ambient temperature, nominal input voltage, full load and after warm-up.

MECHANICAL

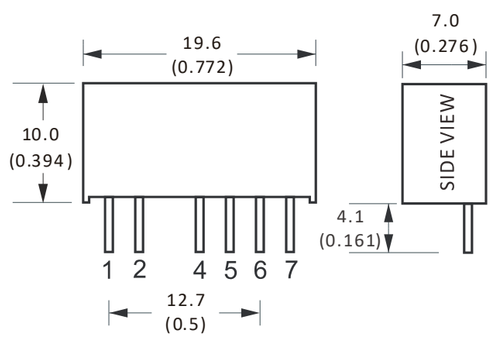

Pin Connections

Pin#	Single
1	+Vin
2	GND
3	No Pin
4	OV
5	No Pin
6	+Vo
7	No Pin

- Dimensions are in mm (inch)
- Net weight: 2.5g

DC-DC Converter

2 Watt,Isolated 1.5KV,Unregulated,±5% Input Range

3 Year Warranty

SIP 10 Package

1500Vdc Isolation Voltage

Dual Output Models

Operating Temperature Range -40℃ to +85℃

DBR-2 SERIES

Model Selections

Model	Input Voltage (VDC)	Output Voltage (VDC)	Output Current (mA)	Efficiency
DBR2-xx21	5, 12, 15,24	±5	±200	62%
DBR2-xx22	5, 12, 15,24	±9	±111	65%
DBR2-xx23	5, 12, 15,24	±12	±83	68%
DBR2-xx24	5, 12, 15,24	±15	±67	68%

ELECTRICAL

Line regulation	±0.5% Max.(regulated)
Load regulation	±1% Max.(10%~100% full load)
Isolation voltage	1500Vdc
Isolation resistance	1000mΩ min.at 500Vdc
Swithing frequency	100KHz typ.
Ripple and noise	75mVp-p max.
Temperature coeffcient	±0.03% /°C
Operating temperature	-40°C to +85°C
Storage temperature	-55°C to +125°C
Protection	Short circuit(1S)
MTBF	3500KHrs

NOTES

(1)xx = Input Voltage, range is ±5%, 5(4.75~5.25VDC),12(11.4~12.6VDC), 15(14.25~15.75VDC),24(22.8~25.2VDC)
(2)Unless otherwise specified, all the parameters are measured at 25°C ambient temperature, nominal input voltage, full load and after warm-up.

MECHANICAL

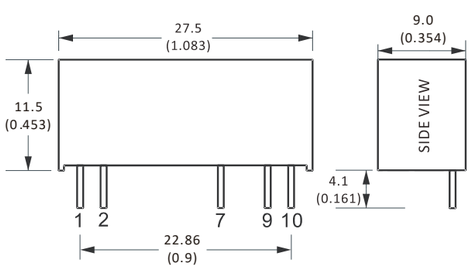

Pin Connections

Pin#	Dual
1	+Vin
2	GND
7	+Vo
9	-Vo
10	0V

- Dimensions are in mm (inch)
- Net weight: 4.7g

DC-DC Converter

2 Watt,Isolated 3KV,Unregulated,±5% Input Range

3 Year Warranty

SIP 10 Package

3000Vdc Isolation Voltage

Dual Output Models

Operating Temperature Range -40℃ to +85℃

DBR-2F SERIES

Model Selections

Model	Input Voltage (VDC)	Output Voltage (VDC)	Output Current (mA)	Efficiency
DBR2-xx21F	5, 12, 15,24	±5	±200	62%
DBR2-xx22F	5, 12, 15,24	±9	±110	65%
DBR2-xx23F	5, 12, 15,24	±12	±83	68%
DBR2-xx24F	5, 12, 15,24	±15	±67	68%

ELECTRICAL

Line regulation	±0.25% Max.(regulated)
Load regulation	±2% Max.(10%~100% full load)
Isolation voltage	3000Vdc
Isolation resistance	1000mΩ min.at 500Vdc
Swithing frequency	100KHz typ.
Ripple and noise	50mVp-p max.
Temperature coeffcient	±0.03% /°C
Operating temperature	-40°C to +85°C
Storage temperature	-55°C to +125°C
Protection	Short circuit(1S)
MTBF	3500KHrs

NOTES

(1)xx = Input Voltage, range is ±5%, 5(4.75~5.25VDC),12(11.4~12.6VDC), 15(14.25~15.75VDC),24(22.8~25.2VDC)
(2)Unless otherwise specified, all the parameters are measured at 25°C ambient temperature, nominal input voltage, full load and after warm-up.

MECHANICAL

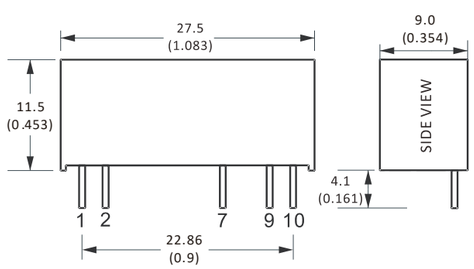

Pin Connections

Pin#	Dual
1	+Vin
2	GND
7	+Vo
9	-Vo
10	0V

- Dimensions are in mm (inch)
- Net weight: 4.7g

DC-DC Converter

1 Watt,Isolated 1.5/3 KV, Regulated,2:1 Input Range

3 Year Warranty

SIP 8 Package

1500Vdc/3000Vdc Isolation Voltage

Single and Dual Output Models

Operating Temperature Range -40℃ to +85℃

DAV-1F SERIES

Model Selections

Model	Input Voltage (VDC)	Output Voltage (VDC)	Output Current (mA)	Efficiency
DAV1-xx10F	5, 12, 24,48	3.3	300	75%
DAV1-xx11F	5, 12, 24,48	5	200	76%
DAV1-xx12F	5, 12, 24,48	9	111	79%
DAV1-xx13F	5, 12, 24,48	12	83	80%
DAV1-xx14F	5, 12, 24,48	15	67	82%
DAV1-xx15F	5, 12, 24,48	24	42	82%
DAV1-xx21F	5, 12, 24,48	±5	±100	74%
DAV1-xx22F	5, 12, 24,48	±9	±56	76%
DAV1-xx23F	5, 12, 24,48	±12	±42	78%
DAV1-xx24F	5, 12, 24,48	±15	±33	81%
DAV1-xx25F	5, 12, 24,48	±24	±21	82%

ELECTRICAL

Line regulation	±0.5% Max.(unregulated)
Load regulation	±1% Max.(10%~100% full load)
Isolation voltage	1500Vdc
Isolation resistance	1000mΩ min.at 500Vdc
Swithing frequency	100KHz typ.
Ripple and noise	75mVp-p max.
Temperature coeffcient	±0.03% /°C
Operating temperature	-40°C to +85°C
Storage temperature	-55°C to +125°C
Protection	Short circuit(continuous)
MTBF	1000KHrs

NOTES

(1)xx = Input Voltage, range is 2:1, 5(4.5~9VDC),12(9~18VDC), 24(18~36VDC),48(36~72VDC)
(2)Above models are all default to 1.5KV isolation,add suffix "F" for 3KV isolation
(3)Unless otherwise specified, all the parameters are measured at 25°C ambient temperature, nominal input voltage, full load and after warm-up.

MECHANICAL

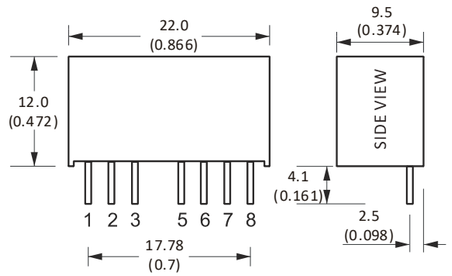

Pin Connections

Pin#	Single	Dual
1	GND	GND
2	+Vin	+Vin
3	CTRL	CTRL
5	NC	NC
6	+Vo	+Vo
7	OV	OV
8	CS	-Vo

- Dimensions are in mm (inch)
- Net weight: 5g

DC-DC Converter

1 Watt,Isolated 1.5KV,Regulated,4:1 Input Range

3 Year Warranty

SIP 8 Package

1500Vdc Isolation Voltage

Single and Dual Output Models

Operating Temperature Range -40℃ to +85℃

DAV-1W SERIES

Model Selections

Model	Input Voltage (VDC)	Output Voltage (VDC)	Output Current (mA)	Efficiency
DAV1W-xx11	24,48	5	200	73%
DAV1W-xx12	24,48	9	111	74%
DAV1W-xx13	24,48	12	83	76%
DAV1W-xx14	24,48	15	67	77%
DAV1W-xx15	24,48	24	42	78%
DAV1W-xx21	24,48	±5	±100	72%
DAV1W-xx22	24,48	±9	±56	74%
DAV1W-xx23	24,48	±12	±42	75%
DAV1W-xx24	24,48	±15	±33	77%
DAV1W-xx25	24,48	±24	±21	78%

ELECTRICAL

Line regulation	±0.5% Max.(unregulated)
Load regulation	±1% Max.(10%~100% full load)
Isolation voltage	1500Vdc
Isolation resistance	1000mΩ min.at 500Vdc
Swithing frequency	100KHz typ.
Ripple and noise	100mVp-p max.
Temperature coeffcient	±0.03% /°C
Operating temperature	-40°C to +85°C
Storage temperature	-55°C to +125°C
Protection	Short circuit(1S)
MTBF	1000KHrs

NOTES

(1)xx = Input Voltage, range is 4:1, 24(9~36VDC), 48(18~72VDC)
(2)Unless otherwise specified, all the parameters are measured at 25°C ambient temperature, nominal input voltage, full load and after warm-up.

MECHANICAL

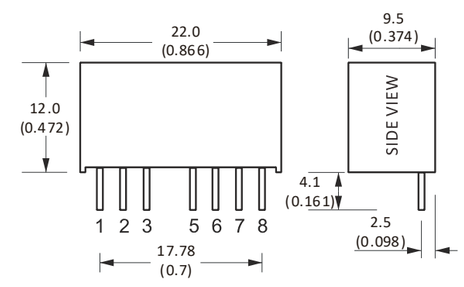

Pin Connections

Pin#	Single	Dual
1	GND	GND
2	+Vin	+Vin
3	CTRL	CTRL
5	NC	NC
6	+Vo	+Vo
7	OV	OV
8	CS	-Vo

- Dimensions are in mm (inch)
- Net weight: 5g

DC-DC Converter

2 Watt,Isolated 1.5/3 KV, Regulated,2:1 Input Range

3 Year Warranty

SIP 8 Package

1500Vdc/3000Vdc Isolation Voltage

Single and Dual Output Models

Operating Temperature Range -40℃ to +85℃

DAV-2F SERIES

Model Selections

Model	Input Voltage (VDC)	Output Voltage (VDC)	Output Current (mA)	Efficiency
DAV2-xx10F	5, 12, 24,48	3.3	600	75%
DAV2-xx11F	5, 12, 24,48	5	400	77%
DAV2-xx12F	5, 12, 24,48	9	222	79%
DAV2-xx13F	5, 12, 24,48	12	167	80%
DAV2-xx14F	5, 12, 24,48	15	133	80%
DAV2-xx15F	5, 12, 24,48	24	83	81%
DAV2-xx21F	5, 12, 24,48	±5	±200	76%
DAV2-xx22F	5, 12, 24,48	±9	±111	78%
DAV2-xx23F	5, 12, 24,48	±12	±83	81%
DAV2-xx24F	5, 12, 24,48	±15	±67	82%
DAV2-xx25F	5, 12, 24,48	±24	±42	82%

ELECTRICAL

Line regulation	±0.5% Max.(unregulated)
Load regulation	±1% Max.(10%~100% full load)
Isolation voltage	1500Vdc
Isolation resistance	1000mΩ min.at 500Vdc
Swithing frequency	100KHz typ.
Ripple and noise	75mVp-p max.
Temperature coeffcient	±0.03% /°C
Operating temperature	-40°C to +85°C
Storage temperature	-55°C to +125°C
Protection	Short circuit(continuous)
MTBF	1000KHrs

NOTES

(1)xx = Input Voltage, range is 2:1, 5(4.5~9VDC),12(9~18VDC), 24(18~36VDC),48(36~72VDC)
(2)Above models are all default to 1.5KV isolation,add suffix "F" for 3KV isolation
(3)Unless otherwise specified, all the parameters are measured at 25°C ambient temperature, nominal input voltage, full load and after warm-up.

MECHANICAL

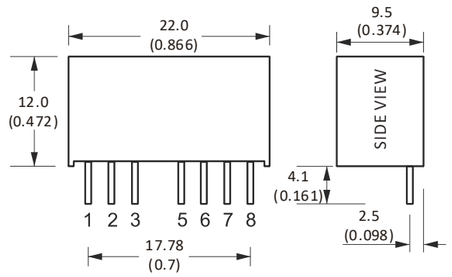

Pin Connections

Pin#	Single	Dual
1	GND	GND
2	+Vin	+Vin
3	CTRL	CTRL
5	NC	NC
6	+Vo	+Vo
7	OV	OV
8	CS	-Vo

- Dimensions are in mm (inch)
- Net weight: 5g

DC-DC Converter

2 Watt,Isolated 1.5KV,Regulated,4:1 Input Range

3 Year Warranty

SIP 8 Package

1500Vdc Isolation Voltage

Single and Dual Output Models

Operating Temperature Range -40℃ to +85℃

DAV-2W SERIES

Model Selections

Model	Input Voltage (VDC)	Output Voltage (VDC)	Output Current (mA)	Efficiency
DAV2W-xx11	24,48	5	400	77%
DAV2W-xx12	24,48	9	222	80%
DAV2W-xx13	24,48	12	167	80%
DAV2W-xx14	24,48	15	133	82%
DAV2W-xx15	24,48	24	83	83%
DAV2W-xx21	24,48	±5	±200	77%
DAV2W-xx22	24,48	±9	±111	79%
DAV2W-xx23	24,48	±12	±83	81%
DAV2W-xx24	24,48	±15	±67	81%
DAV2W-xx25	24,48	±24	±42	82%

ELECTRICAL

Line regulation	±0.5% Max.(unregulated)
Load regulation	±1% Max.(10%~100% full load)
Isolation voltage	1500Vdc
Isolation resistance	1000mΩ min.at 500Vdc
Swithing frequency	100KHz typ.
Ripple and noise	75mVp-p max.
Temperature coeffcient	±0.03% /°C
Operating temperature	-40°C to +85°C
Storage temperature	-55°C to +125°C
Protection	Short circuit(1S)
MTBF	1000KHrs

NOTES

(1)xx = Input Voltage, range is 4:1, 24(9~36VDC), 48(18~72VDC)
(2)Unless otherwise specified, all the parameters are measured at 25°C ambient temperature, nominal input voltage, full load and after warm-up.

MECHANICAL

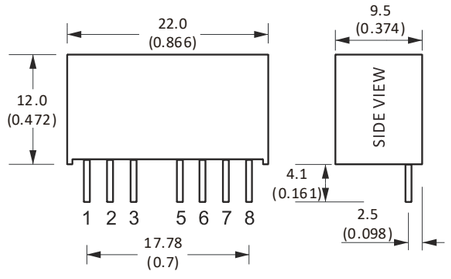

Pin Connections

Pin#	Single	Dual
1	GND	GND
2	+Vin	+Vin
3	CTRL	CTRL
5	NC	NC
6	+Vo	+Vo
7	OV	OV
8	CS	-Vo

- Dimensions are in mm (inch)
- Net weight: 5g

DC-DC Converter

3 Watt,Isolated 1.5/3 KV, Regulated,2:1 Input Range

3 Year Warranty

SIP 8 Package

1500Vdc/3000Vdc Isolation Voltage

Single and Dual Output Models

Operating Temperature Range -40℃ to +85℃

DAV-3F SERIES

Model Selections

Model	Input Voltage (VDC)	Output Voltage (VDC)	Output Current (mA)	Efficiency
DAV3-xx11F	5, 12, 24,48	5	600	82%
DAV3-xx12F	5, 12, 24,48	9	333	82%
DAV3-xx13F	5, 12, 24,48	12	250	83%
DAV3-xx14F	5, 12, 24,48	15	200	83%
DAV3-xx15F	5, 12, 24,48	24	125	84%
DAV3-xx21F	5, 12, 24,48	±5	±300	78%
DAV3-xx22F	5, 12, 24,48	±9	±167	84%
DAV3-xx23F	5, 12, 24,48	±12	±125	82%
DAV3-xx24F	5, 12, 24,48	±15	±100	83%
DAV3-xx25F	5, 12, 24,48	±24	±63	83%

ELECTRICAL

Line regulation	±0.5% Max.(unregulated)
Load regulation	±2% Max.(10%~100% full load)
Isolation voltage	1500Vdc
Isolation resistance	1000mΩ min.at 500Vdc
Swithing frequency	100KHz typ.
Ripple and noise	75mVp-p max.
Temperature coeffcient	±0.03% /°C
Operating temperature	-40°C to +85°C
Storage temperature	-55°C to +125°C
Protection	Short circuit(continuous)
MTBF	1000KHrs

NOTES

(1)xx = Input Voltage, range is 2:1, 5(4.5~9VDC),12(9~18VDC), 24(18~36VDC),48(36~72VDC)
(2)Above models are all default to 1.5KV isolation,add suffix "F" for 3KV isolation
(3)Unless otherwise specified, all the parameters are measured at 25°C ambient temperature, nominal input voltage, full load and after warm-up.

MECHANICAL

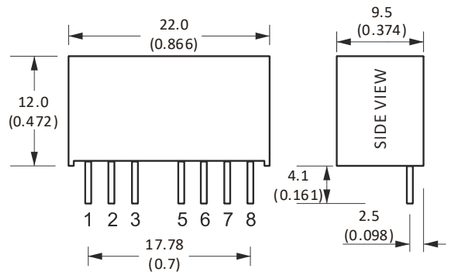

Pin Connections

Pin#	Single	Dual
1	GND	GND
2	+Vin	+Vin
3	CTRL	CTRL
5	NC	NC
6	+Vo	+Vo
7	OV	OV
8	CS	-Vo

- Dimensions are in mm (inch)
- Net weight: 5g

DC-DC Converter

3 Watt,Isolated 1.5KV,Regulated,4:1 Input Range

3 Year Warranty

SIP 8 Package

1500Vdc Isolation Voltage

Single and Dual Output Models

Operating Temperature Range -40℃ to +85℃

DAV-3W SERIES

Model Selections

Model	Input Voltage (VDC)	Output Voltage (VDC)	Output Current (mA)	Efficiency
DAV3W-xx11	24,48	5	600	78%
DAV3W-xx12	24,48	9	333	77%
DAV3W-xx13	24,48	12	250	78%
DAV3W-xx14	24,48	15	200	78%
DAV3W-xx15	24,48	24	125	81%
DAV3W-xx21	24,48	±5	±300	78%
DAV3W-xx22	24,48	±9	±167	80%
DAV3W-xx23	24,48	±12	±125	81%
DAV3W-xx24	24,48	±15	±100	82%
DAV3W-xx25	24,48	±24	±63	82%

ELECTRICAL

Line regulation	±0.5% Max.(unregulated)
Load regulation	±1% Max.(10%~100% full load)
Isolation voltage	1500Vdc
Isolation resistance	1000mΩ min.at 500Vdc
Swithing frequency	100KHz typ.
Ripple and noise	100mVp-p max.
Temperature coeffcient	±0.03% /°C
Operating temperature	-40°C to +85°C
Storage temperature	-55°C to +125°C
Protection	Short circuit(1S)
MTBF	1000KHrs

NOTES

(1)xx = Input Voltage, range is 4:1, 24(9~36VDC), 48(18~72VDC)
(2)Unless otherwise specified, all the parameters are measured at 25°C ambient temperature, nominal input voltage, full load and after warm-up.

MECHANICAL

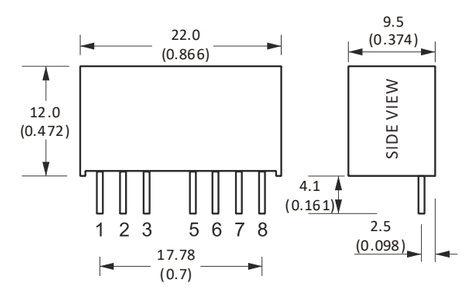

Pin Connections

Pin#	Single	Dual
1	GND	GND
2	+Vin	+Vin
3	CTRL	CTRL
5	NC	NC
6	+Vo	+Vo
7	OV	OV
8	CS	-Vo

- Dimensions are in mm (inch)
- Net weight: 5g

DC-DC Converter

3 Watt,Isolated 1.5KV,Regulated,2:1 Input Range

3 Year Warranty

DIP1 "x1" Package

1500Vdc Isolation Voltage

Single and Dual Output Models

Metal Case with Low Ripple and Noise

Operating Temperature Range -40℃ to +85℃

DMV-3 SERIES

Model Selections

Model	Input Voltage (VDC)	Output Voltage (VDC)	Output Current (mA)	Efficiency
DMV3-xx11	5, 12, 24, 48	3.3	600	74%
DMV3-xx12	5, 12, 24, 48	5	600	80%
DMV3-xx13	5, 12, 24, 48	9	333	81%
DMV3-xx14	5, 12, 24, 48	12	250	82%
DMV3-xx15	5, 12, 24, 48	15	200	82%
DMV3-xx16	5, 12, 24, 48	24	125	83%
DMV3-xx22	5, 12, 24, 48	±5	±300	80%
DMV3-xx23	5, 12, 24, 48	±9	±167	81%
DMV3-xx24	5, 12, 24, 48	±12	±125	82%
DMV3-xx25	5, 12, 24, 48	±15	±100	82%
DMV3-xx26	5, 12, 24, 48	±24	±63	82%

ELECTRICAL

Line regulation	±0.5% Max.(regulated)
Load regulation	±1% Max.(10%~100% full load)
Isolation voltage	1500Vdc
Isolation resistance	1000mΩ min.at 500Vdc
Swithing frequency	100KHz min.
Ripple and noise	75mVp-p max.
Temperature coeffcient	±0.03% /°C
Operating temperature	-40°C to +85°C
Storage temperature	-55°C to +125°C
Protection	Short circuit(continuous)
MTBF	1000KHrs

NOTES

(1)xx = Input Voltage, range is 2:1, 5(4.5~9VDC), 12(9~18VDC), 24(18~36VDC), 48(36~72VDC)
(2)Unless otherwise specified, all the parameters are measured at 25°C ambient temperature, nominal input voltage, full load and after warm-up.

MECHANICAL

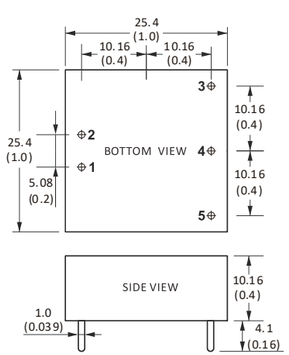

Pin Connections

Pin#	Single	Dual
1	GND	GND
2	+Vin	+Vin
3	+Vo	+Vo
4	No pin	OV
5	OV	-Vo

- Dimensions are in mm (inch)
- Net weight: 12g

DC-DC Converter

3 Watt,Isolated 1.5KV,Regulated,4:1 Input Range

3 Year Warranty

DIP1 "x1" Package

1500Vdc Isolation Voltage

Single and Dual Output Models

Metal Case with Low Ripple and Noise

Operating Temperature Range -40℃ to +85℃

DMV-3W SERIES

Model Selections

Model	Input Voltage (VDC)	Output Voltage (VDC)	Output Current (mA)	Efficiency
DMV3W-xx11	24, 48	3.3	600	76%
DMV3W-xx12	24, 48	5	600	77%
DMV3W-xx13	24, 48	9	333	81%
DMV3W-xx14	24, 48	12	250	84%
DMV3W-xx15	24, 48	15	200	84%
DMV3W-xx16	24, 48	24	125	84%
DMV3W-xx22	24, 48	±5	±300	76%
DMV3W-xx23	24, 48	±9	±167	81%
DMV3W-xx24	24, 48	±12	±125	82%
DMV3W-xx25	24, 48	±15	±100	82%
DMV3W-xx26	24, 48	±24	±63	82%

ELECTRICAL

Line regulation	±0.5% Max.(regulated)
Load regulation	±1% Max.(10%~100% full load)
Isolation voltage	1500Vdc
Isolation resistance	1000mΩ min.at 500Vdc
Swithing frequency	100KHz min.
Ripple and noise	75mVp-p max.
Temperature coeffcient	±0.03% /°C
Operating temperature	-40°C to +85°C
Storage temperature	-55°C to +125°C
Protection	Short circuit(continuous)
MTBF	1000KHrs

NOTES

(1)xx = Input Voltage, range is 4:1, 24(9~36VDC), 48(18~72VDC)
(2)Unless otherwise specified, all the parameters are measured at 25°C ambient temperature, nominal input voltage, full load and after warm-up.

MECHANICAL

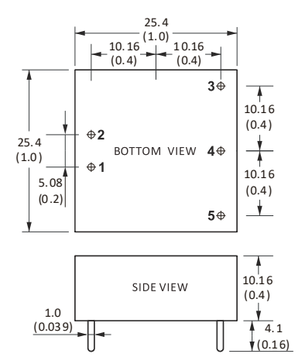

Pin Connections

Pin#	Single	Dual
1	GND	GND
2	+Vin	+Vin
3	+Vo	+Vo
4	No pin	OV
5	OV	-Vo

- Dimensions are in mm (inch)
- Net weight: 12g

DC-DC Converter

5 Watt,Isolated 1.5KV,Regulated,2:1 Input Range

3 Year Warranty

DIP1 "x1" Package

1500Vdc Isolation Voltage

Single and Dual Output Models

Metal Case with Low Ripple and Noise

Operating Temperature Range -40℃ to +85℃

DMV-5 SERIES

Model Selections

Model	Input Voltage (VDC)	Output Voltage (VDC)	Output Current (mA)	Efficiency
DMV5-xx11	5, 12, 24, 48	3.3	1000	75%
DMV5-xx12	5, 12, 24, 48	5	1000	75%
DMV5-xx13	5, 12, 24, 48	9	555	76%
DMV5-xx14	5, 12, 24, 48	12	416	77%
DMV5-xx15	5, 12, 24, 48	15	333	78%
DMV5-xx16	5, 12, 24, 48	24	208	78%
DMV5-xx22	5, 12, 24, 48	±5	±500	74%
DMV5-xx23	5, 12, 24, 48	±9	±278	75%
DMV5-xx24	5, 12, 24, 48	±12	±208	77%
DMV5-xx25	5, 12, 24, 48	±15	±167	78%
DMV5-xx26	5, 12, 24, 48	±24	±104	77%

ELECTRICAL

Line regulation	±0.5% Max.(regulated)
Load regulation	±1% Max.(10%~100% full load)
Isolation voltage	1500Vdc
Isolation resistance	1000mΩ min.at 500Vdc
Swithing frequency	300KHz typ.
Ripple and noise	75mVp-p typ.
Temperature coeffcient	±0.03% /°C
Operating temperature	-40°C to +85°C
Storage temperature	-55°C to +125°C
Protection	Short circuit(continuous)
MTBF	1000KHrs

NOTES

(1)xx = Input Voltage, range is 2:1, 5(4.5~9VDC), 12(9~18VDC), 24(18~36VDC), 48(36~72VDC)
(2)Unless otherwise specified, all the parameters are measured at 25°C ambient temperature, nominal input voltage, full load and after warm-up.

MECHANICAL

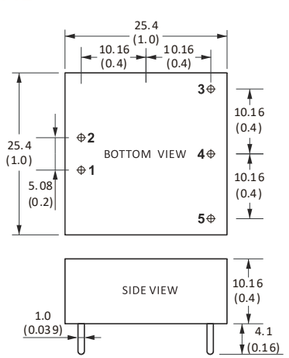

Pin Connections

Pin#	Single	Dual
1	GND	GND
2	+Vin	+Vin
3	+Vo	+Vo
4	No pin	0V
5	0V	-Vo

- Dimensions are in mm (inch)
- Net weight: 12g

DC-DC Converter

5 Watt,Isolated 1.5KV,Regulated,4:1 Input Range

3 Year Warranty

DIP1 "x1" Package

1500Vdc Isolation Voltage

Single and Dual Output Models

Metal Case with Low Ripple and Noise

Operating Temperature Range -40℃ to +85℃

DMV-5W SERIES

Model Selections

Model	Input Voltage (VDC)	Output Voltage (VDC)	Output Current (mA)	Efficiency
DMV5W-xx11	24, 48	3.3	1000	78%
DMV5W-xx12	24, 48	5	1000	79%
DMV5W-xx13	24, 48	9	555	80%
DMV5W-xx14	24, 48	12	416	81%
DMV5W-xx15	24, 48	15	333	81%
DMV5W-xx16	24, 48	24	208	82%
DMV5W-xx22	24, 48	±5	±500	79%
DMV5W-xx23	24, 48	±9	±278	80%
DMV5W-xx24	24, 48	±12	±208	81%
DMV5W-xx25	24, 48	±15	±167	81%
DMV5W-xx26	24, 48	±24	±104	82%

ELECTRICAL

Line regulation	±0.5% Max.(regulated)
Load regulation	±1% Max.(10%~100% full load)
Isolation voltage	1500Vdc
Isolation resistance	1000mΩ min.at 500Vdc
Swithing frequency	300KHz typ.
Ripple and noise	75mVp-p typ.
Temperature coeffcient	±0.03% /°C
Operating temperature	-40°C to +85°C
Storage temperature	-55°C to +125°C
Protection	Short circuit(continuous)
MTBF	1000KHrs

NOTES

(1)xx = Input Voltage, range is 4:1, 24(9~36VDC), 48(18~72VDC)
(2)Unless otherwise specified, all the parameters are measured at 25°C ambient temperature, nominal input voltage, full load and after warm-up.

MECHANICAL

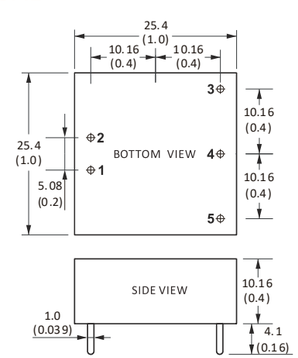

Pin Connections

Pin#	Single	Dual
1	GND	GND
2	+Vin	+Vin
3	+Vo	+Vo
4	No pin	0V
5	0V	-Vo

- Dimensions are in mm (inch)
- Net weight: 12g

DC-DC Converter

6 Watt,Isolated 1.5KV,Regulated,2:1 Input Range

3 Year Warranty

DIP1 "x1" Package

1500Vdc Isolation Voltage

Single and Dual Output Models

Metal Case with Low Ripple and Noise

Operating Temperature Range -40℃ to +85℃

DMV-6 SERIES

Model Selections

Model	Input Voltage (VDC)	Output Voltage (VDC)	Output Current (mA)	Efficiency
DMV6-xx11	5, 12, 24, 48	3.3	1200	75%
DMV6-xx12	5, 12, 24, 48	5	1200	76%
DMV6-xx16	5, 12, 24, 48	9	667	77%
DMV6-xx13	5, 12, 24, 48	12	500	78%
DMV6-xx14	5, 12, 24, 48	15	400	79%
DMV6-xx15	5, 12, 24, 48	24	250	80%
DMV6-xx21	5, 12, 24, 48	±5	±600	76%
DMV6-xx22	5, 12, 24, 48	±9	±333	77%
DMV6-xx23	5, 12, 24, 48	±12	±250	78%
DMV6-xx24	5, 12, 24, 48	±15	±200	79%
DMV6-xx25	5, 12, 24, 48	±24	±125	79%

ELECTRICAL

Line regulation	±0.5% Max.(regulated)
Load regulation	±1% Max.(10%~100% full load)
Isolation voltage	1500Vdc
Isolation resistance	1000mΩ min.at 500Vdc
Swithing frequency	300KHz typ.
Ripple and noise	75mVp-p typ.
Temperature coeffcient	±0.03% /°C
Operating temperature	-40°C to +85°C
Storage temperature	-55°C to +125°C
Protection	Short circuit(continuous)
MTBF	1000KHrs

NOTES

(1)xx = Input Voltage, range is 2:1, 5(4.5~9VDC), 12(9~18VDC), 24(18~36VDC), 48(36~72VDC)
(2)Unless otherwise specified, all the parameters are measured at 25°C ambient temperature, nominal input voltage, full load and after warm-up.

MECHANICAL

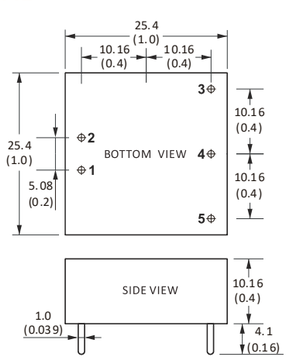

Pin Connections

Pin#	Single	Dual
1	GND	GND
2	+Vin	+Vin
3	+Vo	+Vo
4	No pin	OV
5	OV	-Vo

- Dimensions are in mm (inch)
- Net weight: 12g

DC-DC Converter

6 Watt,Isolated 1.5KV,Regulated,4:1 Input Range

3 Year Warranty

DIP1 "x1" Package

1500Vdc Isolation Voltage

Single and Dual Output Models

Metal Case with Low Ripple and Noise

Operating Temperature Range -40℃ to +85℃

DMV-6W SERIES

Model Selections

Model	Input Voltage (VDC)	Output Voltage (VDC)	Output Current (mA)	Efficiency
DMV6W-xx11	24, 48	3.3	1200	78%
DMV6W-xx12	24, 48	5	1200	80%
DMV6W-xx16	24, 48	9	667	81%
DMV6W-xx13	24, 48	12	500	82%
DMV6W-xx14	24, 48	15	400	82%
DMV6W-xx15	24, 48	24	250	83%
DMV6W-xx21	24, 48	±5	±600	80%
DMV6W-xx24	24, 48	±9	±333	81%
DMV6W-xx22	24, 48	±12	±250	82%
DMV6W-xx23	24, 48	±15	±200	82%
DMV6W-xx25	24, 48	±24	±125	83%

ELECTRICAL

Line regulation	±0.5% Max.(regulated)
Load regulation	±1% Max.(10%~100% full load)
Isolation voltage	1500Vdc
Isolation resistance	1000mΩ min.at 500Vdc
Swithing frequency	300KHz typ.
Ripple and noise	75mVp-p typ.
Temperature coeffcient	±0.03% /°C
Operating temperature	-40°C to +85°C
Storage temperature	-55°C to +125°C
Protection	Short circuit(continuous)
MTBF	1000KHrs

NOTES

(1)xx = Input Voltage, range is 4:1, 24(9~36VDC), 48(18~72VDC)
(2)Unless otherwise specified, all the parameters are measured at 25°C ambient temperature, nominal input voltage, full load and after warm-up.

MECHANICAL

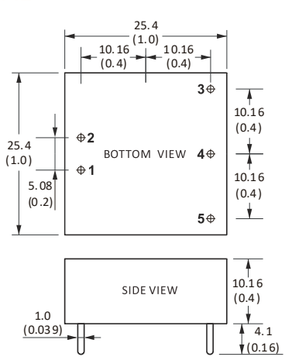

Pin Connections

Pin#	Single	Dual
1	GND	GND
2	+Vin	+Vin
3	+Vo	+Vo
4	No pin	OV
5	OV	-Vo

- Dimensions are in mm (inch)
- Net weight: 12g

DC-DC Converter

10 Watt,Isolated 1.5KV,Regulated,2:1 Input Range

3 Year Warranty

DIP1 "x1" Package

1500Vdc Isolation Voltage

Single and Dual Output Models

Metal Case with Low Ripple and Noise

Operating Temperature Range -40℃ to +85℃

DMV-10 SERIES

Model Selections

Model	Input Voltage (VDC)	Output Voltage (VDC)	Output Current (mA)	Efficiency
DMV10-xx11	12, 24, 48	5	2000	80%
DMV10-xx12	12, 24, 48	9	1111	82%
DMV10-xx13	12, 24, 48	12	833	83%
DMV10-xx14	12, 24, 48	15	667	83%
DMV10-xx15	12, 24, 48	24	417	85%
DMV10-xx21	12, 24, 48	±5	±1000	81%
DMV10-xx22	12, 24, 48	±9	±555	82%
DMV10-xx23	12, 24, 48	±12	±417	83%
DMV10-xx24	12, 24, 48	±15	±333	84%
DMV10-xx25	12, 24, 48	±24	±208	84%

ELECTRICAL

Line regulation	±0.5% Max.(regulated)
Load regulation	±1% Max.(10%~100% full load)
Isolation voltage	1500Vdc
Isolation resistance	1000mΩ min.at 500Vdc
Swithing frequency	300KHz typ.
Ripple and noise	75mVp-p typ.
Temperature coeffcient	±0.03% /°C
Operating temperature	-40°C to +85°C
Storage temperature	-55°C to +125°C
Protection	Short circuit(continuous)
MTBF	1000KHrs

NOTES

(1)xx = Input Voltage, range is 2:1, 12(9~18VDC), 24(18~36VDC), 48(36~72VDC)
(2)Unless otherwise specified, all the parameters are measured at 25°C ambient temperature, nominal input voltage, full load and after warm-up.

MECHANICAL

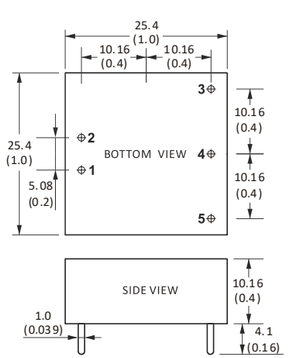

Pin Connections

Pin#	Single	Dual
1	GND	GND
2	+Vin	+Vin
3	+Vo	+Vo
4	No pin	OV
5	OV	-Vo

- Dimensions are in mm (inch)
- Net weight: 12g

DC-DC Converter

10 Watt,Isolated 1.5KV,Regulated,4:1 Input Range

3 Year Warranty

DIP1 "x1" Package

1500Vdc Isolation Voltage

Single and Dual Output Models

Metal Case with Low Ripple and Noise

Operating Temperature Range -40℃ to +85℃

DMV-10W SERIES

Model Selections

Model	Input Voltage (VDC)	Output Voltage (VDC)	Output Current (mA)	Efficiency
DMV10W-xx11	24, 48	5	2000	80%
DMV10W-xx12	24, 48	9	1111	82%
DMV10W-xx13	24, 48	12	833	83%
DMV10W-xx14	24, 48	15	667	83%
DMV10W-xx15	24, 48	24	417	85%
DMV10W-xx21	24, 48	±5	±1000	81%
DMV10W-xx22	24, 48	±9	±555	82%
DMV10W-xx23	24, 48	±12	±417	83%
DMV10W-xx24	24, 48	±15	±333	84%
DMV10W-xx25	24, 48	±24	±208	84%

ELECTRICAL

Line regulation	±0.5% Max.(regulated)
Load regulation	±1% Max.(10%~100% full load)
Isolation voltage	1500Vdc
Isolation resistance	1000mΩ min.at 500Vdc
Swithing frequency	300KHz typ.
Ripple and noise	50mVp-p typ.
Temperature coeffcient	±0.03% /°C
Operating temperature	-40°C to +85°C
Storage temperature	-55°C to +125°C
Protection	Short circuit(continuous)
MTBF	1000KHrs

NOTES

(1)xx = Input Voltage, range is 4:1, 24(18~36VDC), 48(36~72VDC)
(2)Unless otherwise specified, all the parameters are measured at 25°C ambient temperature, nominal input voltage, full load and after warm-up.

MECHANICAL

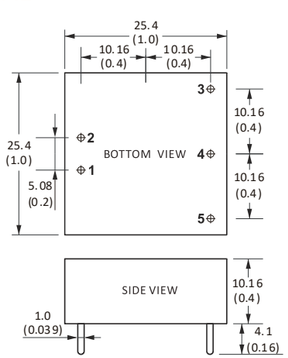

Pin Connections

Pin#	Single	Dual
1	GND	GND
2	+Vin	+Vin
3	+Vo	+Vo
4	No pin	OV
5	OV	-Vo

- Dimensions are in mm (inch)
- Net weight: 12g

DC-DC Converter

15 Watt,Isolated 1.5KV,Regulated,2:1 Input Range

3 Year Warranty

DIP1 "x1" Package

1500Vdc Isolation Voltage

Single and Dual Output Models

Metal Case with Low Ripple and Noise

Operating Temperature Range -40℃ to +85℃

DMV-15 SERIES

Model Selections

Model	Input Voltage (VDC)	Output Voltage (VDC)	Output Current (mA)	Efficiency
DMV15W1-2411	24(9-36)	5	3000	90%
DMV15W1-2412	24(9-36)	9	1667	90%
DMV15W1-2413	24(9-36)	12	1250	90%
DMV15W1-2414	24(9-36)	15	1000	90%
DMV15W1-2415	24(9-36)	24	625	90%
DMV15W1-4811	48(18-72)	5	3000	90%
DMV15W1-4812	48(18-72)	9	1667	90%
DMV15W1-4813	48(18-72)	12	1250	90%
DMV15W1-4814	48(18-72)	15	1000	90%
DMV15W1-4815	48(18-72)	24	625	90%

ELECTRICAL

Output voltage accuracy	±2% max.(regulated)
Line regulation	±0.5% max
Load regulation	±1% max
Switching frequency	350KHz typ
Ripple and noise	≤15% load, 5%Vo mVp-p typ. ≥15% load, 100mVp-p
Isolation voltage	1500Vdc≤0.5mA / 1min
Operating temperature	-40°C to +85°C
Storage temperature	-55°C to +125°C
Short circuit protection	Continuous auto-recovery
MTBF	20000KHrs

NOTES

1. Other input and output models may available on request;
2. Add suffix "C" for CTRL pin function.

MECHANICAL

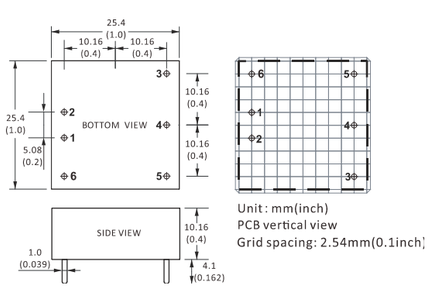

Pin Connections

Pin#	Single	"CTRL"
1	-Vin	-Vin
2	+Vin	+Vin
3	+Vo	+Vo
4	No pin	No pin
5	GND	GND
6		CTRL

● Dimensions are in mm (inch)

DC-DC Converter

20 Watt,Isolated 1.5KV,Regulated,4:1 Input Range

3 Year Warranty

DIP1 "x1" Package

1500Vdc Isolation Voltage

Single and Dual Output Models

Metal Case with Low Ripple and Noise

Operating Temperature Range -40℃ to +85℃

DMV-20W SERIES

Model Selections

Model	Input Voltage (VDC)	Output Voltage (VDC)	Output Current (mA)	Efficiency
DMV20W1-2411	24(9-36)	5	4000	90%
DMV20W1-2412	24(9-36)	9	2222	90%
DMV20W1-2413	24(9-36)	12	1667	90%
DMV20W1-2414	24(9-36)	15	1333	90%
DMV20W1-2415	24(9-36)	24	833	90%
DMV20W1-4811	48(18-72)	5	4000	90%
DMV20W1-4812	48(18-72)	9	2222	90%
DMV20W1-4813	48(18-72)	12	1667	90%
DMV20W1-4814	48(18-72)	15	1333	90%
DMV20W1-4815	48(18-72)	24	833	90%

ELECTRICAL

Output voltage accuracy	±2% max.(regulated)
Line regulation	±0.5% max
Load regulation	±1% max
Switching frequency	350KHz typ
Ripple and noise	≤15% load, 5%Vo mVp-p typ. ≥15% load, 100mVp-p
Isolation voltage	1500Vdc≤0.5mA / 1min
Operating temperature	-40°C to +85°C
Storage temperature	-55°C to +125°C
Short circuit protection	Continuous auto-recovery
MTBF	20000KHrs

NOTES

1. Other input and output models may available on request;
2. Add suffix "C" for CTRL pin function.

MECHANICAL

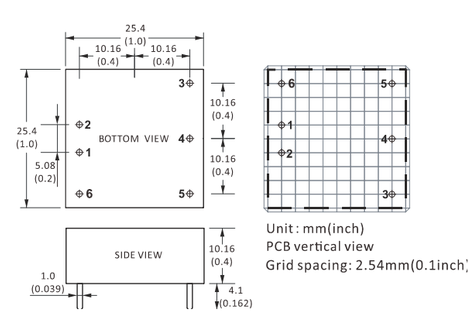

Pin Connections

Pin#	Single	"CTRL"
1	-Vin	-Vin
2	+Vin	+Vin
3	+Vo	+Vo
4	No pin	No pin
5	GND	GND
6		CTRL

● Dimensions are in mm (inch)

DC-DC Converter

3 Watt,Isolated 1.5KV,Regulated,2:1 Input Range

3 Year Warranty

DIP 24 Package

1500Vdc Isolation Voltage

Single and Dual Output Models

Plastic/Metal Case with Low Ripple and Noise

Operating Temperature Range -40℃ to +85℃

DNV-3 SERIES

Model Selections

Model	Input Voltage (VDC)	Output Voltage (VDC)	Output Current (mA)	Efficiency
DNV3-xx10	5, 12, 24, 48	3.3	600	78%
DNV3-xx11	5, 12, 24, 48	5	600	78%
DNV3-xx15	5, 12, 24, 48	9	333	81%
DNV3-xx12	5, 12, 24, 48	12	250	80%
DNV3-xx14	5, 12, 24, 48	15	200	80%
DNV3-xx13	5, 12, 24, 48	24	125	81%
DNV3-xx21	5, 12, 24, 48	±5	±300	78%
DNV3-xx25	5, 12, 24, 48	±9	±167	82%
DNV3-xx22	5, 12, 24, 48	±12	±125	82%
DNV3-xx23	5, 12, 24, 48	±15	±100	84%
DNV3-xx24	5, 12, 24, 48	±24	±63	84%

ELECTRICAL

Line regulation	±0.5% Max.(regulated)
Load regulation	±2% Max.(10%~100% full load)
Isolation voltage	1500Vdc
Isolation resistance	1000mΩ min.at 500Vdc
Swithing frequency	100KHz min.
Ripple and noise	50mVp-p typ.
Temperature coeffcient	±0.03% /°C
Operating temperature	-40°C to +85°C
Storage temperature	-55°C to +125°C
Protection	Short circuit(continuous)
MTBF	1000KHrs

NOTES

(1)xx = Input Voltage, range is 2:1, 5(4.5~9VDC), 12(9~18VDC), 24(18~36VDC), 48(36~72VDC)
(2)Unless otherwise specified, all the parameters are measured at 25°C ambient temperature, nominal input voltage, full load and after warm-up.

MECHANICAL

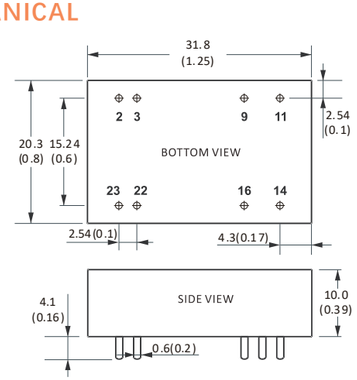

Pin Connections

Pin#	Single	Dual
2, 3	GND	GND
9	NC	OV
11	NC	-Vo
14	+Vo	+Vo
16	OV	OV
22, 23	+Vin	+Vin

- Dimensions are in mm (inch)
- Net weight: 18g

DC-DC Converter

3 Watt,Isolated 1.5KV,Regulated,4:1 Input Range

3 Year Warranty

DIP 24 Package

1500Vdc Isolation Voltage

Single and Dual Output Models

Plastic /Metal Case with Low Ripple and Noise

Operating Temperature Range -40℃ to +85℃

DNV-3W SERIES

Model Selections

Model	Input Voltage (VDC)	Output Voltage (VDC)	Output Current (mA)	Efficiency
DNV3W-xx10	24, 48	3.3	600	78%
DNV3W-xx11	24, 48	5	600	78%
DNV3W-xx15	24, 48	9	333	77%
DNV3W-xx12	24, 48	12	250	81%
DNV3W-xx14	24, 48	15	200	80%
DNV3W-xx13	24, 48	24	125	81%
DNV3W-xx21	24, 48	±5	±300	76%
DNV3W-xx25	24, 48	±9	±167	79%
DNV3W-xx22	24, 48	±12	±125	80%
DNV3W-xx23	24, 48	±15	±100	80%
DNV3W-xx24	24, 48	±24	±63	81%

ELECTRICAL

Line regulation	±0.5% Max.(regulated)
Load regulation	±1% Max.(10%~100% full load)
Isolation voltage	1500Vdc
Isolation resistance	1000mΩ min.at 500Vdc
Swithing frequency	100KHz min.
Ripple and noise	50mVp-p typ.
Temperature coeffcient	±0.03% /°C
Operating temperature	-40°C to +85°C
Storage temperature	-55°C to +125°C
Protection	Short circuit(continuous)
MTBF	1000KHrs

NOTES

(1)xx = Input Voltage, range is 4:1, 24(9~36VDC), 48(18~72VDC)
(2)Unless otherwise specified, all the parameters are measured at 25°C ambient temperature, nominal input voltage, full load and after warm-up.

MECHANICAL

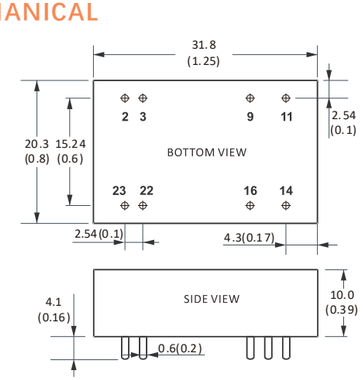

Pin Connections

Pin#	Single	Dual
2, 3	GND	GND
9	NC	OV
11	NC	-Vo
14	+Vo	+Vo
16	OV	OV
22, 23	+Vin	+Vin

- Dimensions are in mm (inch)
- Net weight: 18g

DC-DC Converter

5 Watt,Isolated 1.5KV,Regulated,2:1 Input Range

3 Year Warranty

DIP 24 Package

1500Vdc Isolation Voltage

Single and Dual Output Models

Plastic/Metal Case with Low Ripple and Noise

Operating Temperature Range -40℃ to +85℃

DNV-5 SERIES

Model Selections

Model	Input Voltage (VDC)	Output Voltage (VDC)	Output Current (mA)	Efficiency
DNV5-xx10	5, 12, 24, 48	3.3	1000	78%
DNV5-xx11	5, 12, 24, 48	5	1000	78%
DNV5-xx15	5, 12, 24, 48	9	555	80%
DNV5-xx12	5, 12, 24, 48	12	416	81%
DNV5-xx13	5, 12, 24, 48	15	333	81%
DNV5-xx14	5, 12, 24, 48	24	208	81%
DNV5-xx21	5, 12, 24, 48	±5	±500	79%
DNV5-xx25	5, 12, 24, 48	±9	±278	81%
DNV5-xx22	5, 12, 24, 48	±12	±208	81%
DNV5-xx23	5, 12, 24, 48	±15	±167	82%
DNV5-xx24	5, 12, 24, 48	±24	±104	83%

ELECTRICAL

Line regulation	±0.5% Max.(regulated)
Load regulation	±1% Max.(10%~100% full load)
Isolation voltage	1500Vdc
Isolation resistance	1000mΩ min.at 500Vdc
Swithing frequency	300KHz typ.
Ripple and noise	50mVp-p typ.
Temperature coeffcient	±0.03% /°C
Operating temperature	-40°C to +85°C
Storage temperature	-55°C to +125°C
Protection	Short circuit(continuous)
MTBF	1000KHrs

NOTES

(1)xx = Input Voltage, range is 2:1, 5(4.5~9VDC), 12(9~18VDC), 24(18~36VDC), 48(36~72VDC)
(2)Unless otherwise specified, all the parameters are measured at 25°C ambient temperature, nominal input voltage, full load and after warm-up.

MECHANICAL

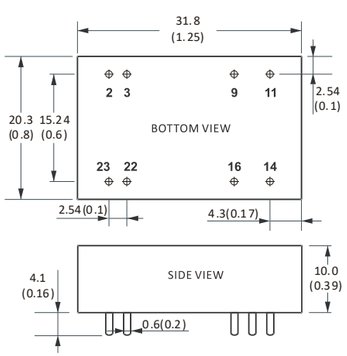

Pin Connections

Pin#	Single	Dual
2, 3	GND	GND
9	NC	OV
11	NC	-Vo
14	+Vo	+Vo
16	OV	OV
22, 23	+Vin	+Vin

- Dimensions are in mm (inch)
- Net weight: 18g

DC-DC Converter

5 Watt,Isolated 1.5KV,Regulated,4:1 Input Range

3 Year Warranty

DIP 24 Package

1500Vdc Isolation Voltage

Single and Dual Output Models

Plastic /Metal Case with Low Ripple and Noise

Operating Temperature Range -40℃ to +85℃

DNV-5W SERIES

Model Selections

Model	Input Voltage (VDC)	Output Voltage (VDC)	Output Current (mA)	Efficiency
DNV5W-xx10	24, 48	3.3	1000	80%
DNV5W-xx11	24, 48	5	1000	81%
DNV5W-xx15	24, 48	9	555	80%
DNV5W-xx12	24, 48	12	416	81%
DNV5W-xx13	24, 48	15	333	81%
DNV5W-xx14	24, 48	24	208	82%
DNV5W-xx21	24, 48	±5	±500	79%
DNV5W-xx25	24, 48	±9	±278	80%
DNV5W-xx22	24, 48	±12	±208	81%
DNV5W-xx23	24, 48	±15	±167	82%
DNV5W-xx24	24, 48	±24	±104	83%

ELECTRICAL

Line regulation	±0.5% Max.(regulated)
Load regulation	±1% Max.(10%~100% full load)
Isolation voltage	1500Vdc
Isolation resistance	1000mΩ min.at 500Vdc
Swithing frequency	300KHz typ.
Ripple and noise	50mVp-p typ.
Temperature coeffcient	±0.03% /°C
Operating temperature	-40°C to +85°C
Storage temperature	-55°C to +125°C
Protection	Short circuit(continuous)
MTBF	1000KHrs

NOTES

(1)xx = Input Voltage, range is 4:1, 24(9~36VDC), 48(18~72VDC)
(2)Unless otherwise specified, all the parameters are measured at 25°C ambient temperature, nominal input voltage, full load and after warm-up.

MECHANICAL

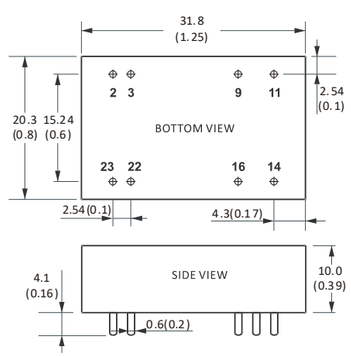

Pin Connections

Pin#	Single	Dual
2, 3	GND	GND
9	NC	OV
11	NC	-Vo
14	+Vo	+Vo
16	OV	OV
22, 23	+Vin	+Vin

- Dimensions are in mm (inch)
- Net weight: 18g

DC-DC Converter

6 Watt,Isolated 1.5KV,Regulated,2:1 Input Range

3 Year Warranty

DIP 24 Package

1500Vdc Isolation Voltage

Single and Dual Output Models

Plastic/Metal Case with Low Ripple and Noise

Operating Temperature Range -40℃ to +85℃

DNV-6 SERIES

Model Selections

Model	Input Voltage (VDC)	Output Voltage (VDC)	Output Current (mA)	Efficiency
DNV6-xx10	5, 12, 24, 48	3.3	1200	78%
DNV6-xx11	5, 12, 24, 48	5	1200	79%
DNV6-xx15	5, 12, 24, 48	9	667	81%
DNV6-xx12	5, 12, 24, 48	12	500	82%
DNV6-xx13	5, 12, 24, 48	15	400	82%
DNV6-xx14	5, 12, 24, 48	24	250	82%
DNV6-xx21	5, 12, 24, 48	±5	±600	80%
DNV6-xx25	5, 12, 24, 48	±9	±333	82%
DNV6-xx22	5, 12, 24, 48	±12	±250	82%
DNV6-xx23	5, 12, 24, 48	±15	±200	83%
DNV6-xx24	5, 12, 24, 48	±24	±125	84%

ELECTRICAL

Line regulation	±0.5% Max.(regulated)
Load regulation	±1% Max.(10%~100% full load)
Isolation voltage	1500Vdc
Isolation resistance	1000mΩ min.at 500Vdc
Swithing frequency	300KHz typ.
Ripple and noise	50mVp-p typ.
Temperature coeffcient	±0.03% /°C
Operating temperature	-40°C to +85°C
Storage temperature	-55°C to +125°C
Protection	Short circuit(continuous)
MTBF	1000KHrs

NOTES

(1)xx = Input Voltage, range is 2:1, 5(4.5~9VDC), 12(9~18VDC), 24(18~36VDC), 48(36~72VDC)
(2)Unless otherwise specified, all the parameters are measured at 25°C ambient temperature, nominal input voltage, full load and after warm-up.

MECHANICAL

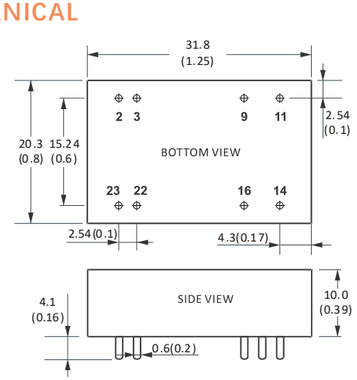

Pin Connections

Pin#	Single	Dual
2, 3	GND	GND
9	NC	OV
11	NC	-Vo
14	+Vo	+Vo
16	OV	OV
22, 23	+Vin	+Vin

- Dimensions are in mm (inch)
- Net weight: 18g

DC-DC Converter

6 Watt,Isolated 1.5KV,Regulated,4:1 Input Range

3 Year Warranty

DIP 24 Package

1500Vdc Isolation Voltage

Single and Dual Output Models

Plastic /Metal Case with Low Ripple and Noise

Operating Temperature Range -40℃ to +85℃

DNV-6W SERIES

Model Selections

Model	Input Voltage (VDC)	Output Voltage (VDC)	Output Current (mA)	Efficiency
DNV6W-xx10	24, 48	3.3	1200	80%
DNV6W-xx11	24, 48	5	1200	82%
DNV6W-xx15	24, 48	9	667	81%
DNV6W-xx12	24, 48	12	500	82%
DNV6W-xx13	24, 48	15	400	82%
DNV6W-xx14	24, 48	24	250	83%
DNV6W-xx21	24, 48	±5	±600	80%
DNV6W-xx25	24, 48	±9	±333	81%
DNV6W-xx22	24, 48	±12	±250	82%
DNV6W-xx23	24, 48	±15	±200	83%
DNV6W-xx24	24, 48	±24	±125	84%

ELECTRICAL

Line regulation	±0.5% Max.(regulated)
Load regulation	±1% Max.(10%~100% full load)
Isolation voltage	1500Vdc
Isolation resistance	1000mΩ min.at 500Vdc
Swithing frequency	300KHz typ.
Ripple and noise	50mVp-p typ.
Temperature coeffcient	±0.03% /°C
Operating temperature	-40°C to +85°C
Storage temperature	-55°C to +125°C
Protection	Short circuit(continuous)
MTBF	1000KHrs

NOTES

(1)xx = Input Voltage, range is 4:1, 24(9~36VDC), 48(18~72VDC)
(2)Unless otherwise specified, all the parameters are measured at 25°C ambient temperature, nominal input voltage, full load and after warm-up.

MECHANICAL

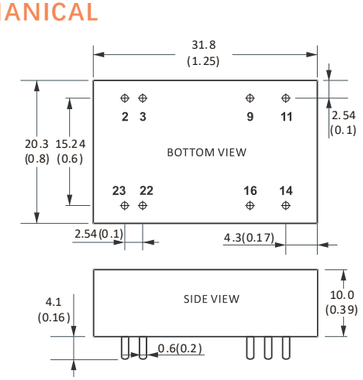

Pin Connections

Pin#	Single	Dual
2, 3	GND	GND
9	NC	OV
11	NC	-Vo
14	+Vo	+Vo
16	OV	OV
22, 23	+Vin	+Vin

- Dimensions are in mm (inch)
- Net weight: 18g

DC-DC Converter

8 Watt,Isolated 1.5KV,Regulated,2:1 Input Range

3 Year Warranty

DIP 24 Package

1500Vdc Isolation Voltage

Single and Dual Output Models

Metal Case with Low Ripple and Noise

Operating Temperature Range -40℃ to +85℃

DNV-8 SERIES

Model Selections

Model	Input Voltage (VDC)	Output Voltage (VDC)	Output Current (mA)	Efficiency
DNV8-xx11	12, 24, 48	3.3	1600	80%
DNV8-xx12	12, 24, 48	5	1600	81%
DNV8-xx15	12, 24, 48	9	889	81%
DNV8-xx13	12, 24, 48	12	667	82%
DNV8-xx14	12, 24, 48	15	533	83%
DNV8-xx16	12, 24, 48	24	333	83%
DNV8-xx22	12, 24, 48	±5	±800	80%
DNV8-xx25	12, 24, 48	±9	±444	83%
DNV8-xx23	12, 24, 48	±12	±333	83%
DNV8-xx24	12, 24, 48	±15	±267	83%
DNV8-xx26	12, 24, 48	±24	±167	84%

ELECTRICAL

Line regulation	±0.5% Max.(regulated)
Load regulation	±1% Max.(10%~100% full load)
Isolation voltage	1500Vdc
Isolation resistance	1000mΩ min.at 500Vdc
Swithing frequency	300KHz typ.
Ripple and noise	50mVp-p typ.
Temperature coeffcient	±0.03% /°C
Operating temperature	-40°C to +85°C
Storage temperature	-55°C to +125°C
Protection	Short circuit(continuous)
MTBF	1000KHrs

NOTES

(1)xx = Input Voltage, range is 2:1, 12(9~18VDC), 24(18~36VDC), 48(36~72VDC)
(2)Unless otherwise specified, all the parameters are measured at 25°C ambient temperature, nominal input voltage, full load and after warm-up.

MECHANICAL

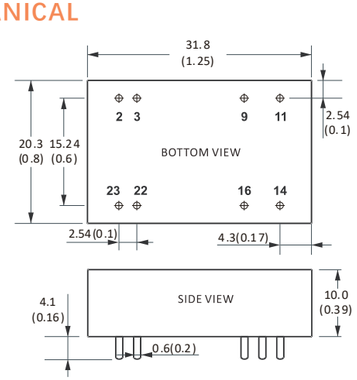

Pin Connections

Pin#	Single	Dual
2, 3	GND	GND
9	NC	OV
11	NC	-Vo
14	+Vo	+Vo
16	OV	OV
22, 23	+Vin	+Vin

- Dimensions are in mm (inch)
- Net weight: 18g

DC-DC Converter

8 Watt,Isolated 1.5KV,Regulated,4:1 Input Range

3 Year Warranty

DIP 24 Package

1500Vdc Isolation Voltage

Single and Dual Output Models

8Metal Case with Low Ripple and Noise

Operating Temperature Range -40℃ to +85℃

DNV-8W SERIES

Model Selections

Model	Input Voltage (VDC)	Output Voltage (VDC)	Output Current (mA)	Efficiency
DNV8W-xx11	24, 48	3.3	1600	80%
DNV8W-xx12	24, 48	5	1600	82%
DNV8W-xx15	24, 48	9	889	82%
DNV8W-xx13	24, 48	12	667	83%
DNV8W-xx14	24, 48	15	533	84%
DNV8W-xx16	24, 48	24	333	85%
DNV8W-xx22	24, 48	±5	±800	82%
DNV8W-xx25	24, 48	±9	±444	82%
DNV8W-xx23	24, 48	±12	±333	83%
DNV8W-xx24	24, 48	±15	±267	83%
DNV8W-xx26	24, 48	±24	±167	84%

ELECTRICAL

Line regulation	±0.5% Max.(regulated)
Load regulation	±1% Max.(10%~100% full load)
Isolation voltage	1500Vdc
Isolation resistance	1000mΩ min.at 500Vdc
Swithing frequency	300KHz typ.
Ripple and noise	50mVp-p typ.
Temperature coeffcient	±0.03% /°C
Operating temperature	-40°C to +85°C
Storage temperature	-55°C to +125°C
Protection	Short circuit(continuous)
MTBF	1000KHrs

NOTES

(1)xx = Input Voltage, range is 4:1, 24(9~36VDC), 48(18~72VDC)
(2)Unless otherwise specified, all the parameters are measured at 25°C ambient temperature, nominal input voltage, full load and after warm-up.

MECHANICAL

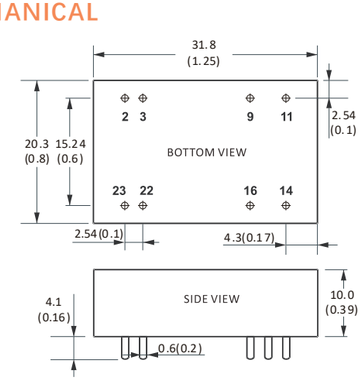

Pin Connections

Pin#	Single	Dual
2, 3	GND	GND
9	NC	OV
11	NC	-Vo
14	+Vo	+Vo
16	OV	OV
22, 23	+Vin	+Vin

- Dimensions are in mm (inch)
- Net weight: 18g

DC-DC Converter

10 Watt,Isolated 1.5KV,Regulated,2:1 Input Range

3 Year Warranty

DIP2 "x1" Package

1500Vdc Isolation Voltage

Single and Dual Output Models

Metal Case with Low Ripple and Noise

Operating Temperature Range -40℃ to +85℃

DHV-10 SERIES

Model Selections

Model	Input Voltage (VDC)	Output Voltage (VDC)	Output Current (mA)	Efficiency
DHV10-xx11	12, 24, 48	5	2000	80%
DHV10-xx15	12, 24, 48	9	1111	82%
DHV10-xx12	12, 24, 48	12	833	84%
DHV10-xx13	12, 24, 48	15	667	84%
DHV10-xx14	12, 24, 48	24	417	85%
DHV10-xx21	12, 24, 48	±5	±1000	80%
DHV10-xx25	12, 24, 48	±9	±555	82%
DHV10-xx22	12, 24, 48	±12	±417	84%
DHV10-xx23	12, 24, 48	±15	±333	85%
DHV10-xx24	12, 24, 48	±24	±208	85%

ELECTRICAL

Line regulation	±0.5% Max.(regulated)
Load regulation	±1% Max.(10%~100% full load)
Isolation voltage	1500Vdc
Isolation resistance	1000mΩ min.at 500Vdc
Swithing frequency	300KHz typ.
Ripple and noise	75mVp-p typ.
Temperature coeffcient	±0.03% /°C
Operating temperature	-40°C to +85°C
Storage temperature	-55°C to +125°C
Protection	Short circuit(continuous)
MTBF	1000KHrs

NOTES

(1)xx = Input Voltage, range is 2:1, 12(9~18VDC), 24(18~36VDC), 48(36~72VDC)
(2)Unless otherwise specified, all the parameters are measured at 25°C ambient temperature, nominal input voltage, full load and after warm-up.

MECHANICAL

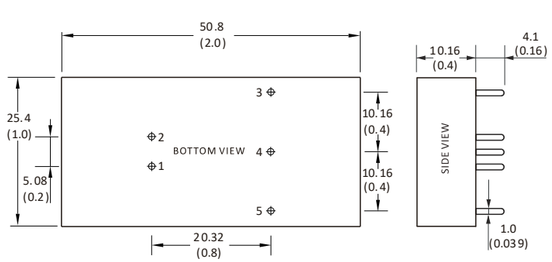

Pin Connections

Pin#	Single	Dual
1	GND	GND
2	+Vin	+Vin
3	+Vo	+Vo
4	No pin	OV
5	OV	-Vo

- Dimensions are in mm (inch)
- Net weight: 26g

DC-DC Converter

10 Watt,Isolated 1.5KV,Regulated,4:1 Input Range

3 Year Warranty

DIP2 "x1" Package

1500Vdc Isolation Voltage

Single and Dual Output Models

Metal Case with Low Ripple and Noise

Operating Temperature Range -40℃ to +85℃

DHV-10W SERIES

Model Selections

Model	Input Voltage (VDC)	Output Voltage (VDC)	Output Current (mA)	Efficiency
DHV10W-xx11	24, 48	5	2000	80%
DHV10W-xx15	24, 48	9	1111	82%
DHV10W-xx12	24, 48	12	833	83%
DHV10W-xx13	24, 48	15	667	83%
DHV10W-xx14	24, 48	24	417	84%
DHV10W-xx21	24, 48	±5	±1000	80%
DHV10W-xx25	24, 48	±9	±555	81%
DHV10W-xx22	24, 48	±12	±417	83%
DHV10W-xx23	24, 48	±15	±333	83%
DHV10W-xx24	24, 48	±24	±208	84%

ELECTRICAL

Line regulation	±0.5% Max.(regulated)
Load regulation	±1% Max.(10%~100% full load)
Isolation voltage	1500Vdc
Isolation resistance	1000mΩ min.at 500Vdc
Swithing frequency	300KHz typ.
Ripple and noise	75mVp-p typ.
Temperature coeffcient	±0.03% /°C
Operating temperature	-40°C to +85°C
Storage temperature	-55°C to +125°C
Protection	Short circuit(continuous)
MTBF	1000KHrs

NOTES

(1)xx = Input Voltage, range is 4:1, 24(9~36VDC), 48(18~72VDC)
(2)Unless otherwise specified, all the parameters are measured at 25°C ambient temperature, nominal input voltage, full load and after warm-up.

MECHANICAL

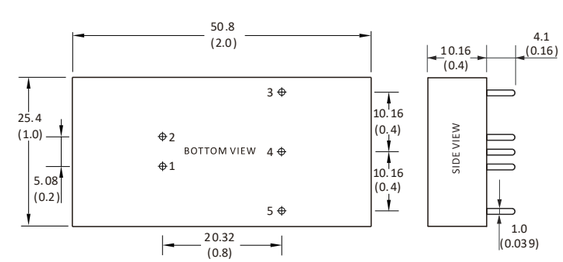

Pin Connections

Pin#	Single	Dual
1	GND	GND
2	+Vin	+Vin
3	+Vo	+Vo
4	No pin	OV
5	OV	-Vo

- Dimensions are in mm (inch)
- Net weight: 26g

DC-DC Converter

12 Watt,Isolated 1.5KV,Regulated,2:1 Input Range

3 Year Warranty

DIP2 "x1" Package

1500Vdc Isolation Voltage

Single and Dual Output Models

Metal Case with Low Ripple and Noise

Operating Temperature Range -40℃ to +85℃

DHV-12 SERIES

Model Selections

Model	Input Voltage (VDC)	Output Voltage (VDC)	Output Current (mA)	Efficiency
DHV12-xx11	12, 24, 48	5	2400	80%
DHV12-xx15	12, 24, 48	9	1333	82%
DHV12-xx12	12, 24, 48	12	1000	83%
DHV12-xx13	12, 24, 48	15	800	84%
DHV12-xx14	12, 24, 48	24	500	85%
DHV12-xx21	12, 24, 48	±5	±1200	80%
DHV12-xx25	12, 24, 48	±9	±667	81%
DHV12-xx22	12, 24, 48	±12	±500	83%
DHV12-xx23	12, 24, 48	±15	±400	84%
DHV12-xx24	12, 24, 48	±24	±250	84%

ELECTRICAL

Line regulation	±0.5% Max.(regulated)
Load regulation	±1% Max.(10%~100% full load)
Isolation voltage	1500Vdc
Isolation resistance	1000mΩ min.at 500Vdc
Swithing frequency	300KHz typ.
Ripple and noise	75mVp-p typ.
Temperature coeffcient	±0.03% /°C
Operating temperature	-40°C to +85°C
Storage temperature	-55°C to +125°C
Protection	Short circuit(continuous)
MTBF	1000KHrs

NOTES

(1)xx = Input Voltage, range is 2:1, 12(9~18VDC), 24(18~36VDC), 48(36~72VDC)
(2)Unless otherwise specified, all the parameters are measured at 25°C ambient temperature, nominal input voltage, full load and after warm-up.

MECHANICAL

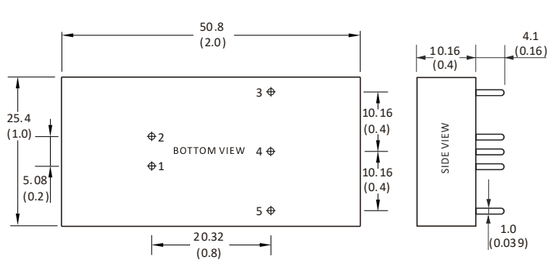

Pin Connections

Pin#	Single	Dual
1	GND	GND
2	+Vin	+Vin
3	+Vo	+Vo
4	No pin	OV
5	OV	-Vo

- Dimensions are in mm (inch)
- Net weight: 35g

DC-DC Converter

12 Watt,Isolated 1.5KV,Regulated,4:1 Input Range

3 Year Warranty

DIP2 "x1" Package

1500Vdc Isolation Voltage

Single and Dual Output Models

Metal Case with Low Ripple and Noise

Operating Temperature Range -40℃ to +85℃

DHV-12W SERIES

Model Selections

Model	Input Voltage (VDC)	Output Voltage (VDC)	Output Current (mA)	Efficiency
DHV12W-xx11	24, 48	5	2400	81%
DHV12W-xx15	24, 48	9	1333	83%
DHV12W-xx12	24, 48	12	1000	84%
DHV12W-xx13	24, 48	15	800	84%
DHV12W-xx14	24, 48	24	500	85%
DHV12W-xx21	24, 48	±5	±1200	81%
DHV12W-xx25	24, 48	±9	±667	82%
DHV12W-xx22	24, 48	±12	±500	84%
DHV12W-xx23	24, 48	±15	±400	84%
DHV12W-xx24	24, 48	±24	±250	85%

ELECTRICAL

Line regulation	±0.5% Max.(regulated)
Load regulation	±1% Max.(10%~100% full load)
Isolation voltage	1500Vdc
Isolation resistance	1000mΩ min.at 500Vdc
Swithing frequency	300KHz typ.
Ripple and noise	75mVp-p typ.
Temperature coeffcient	±0.03% /°C
Operating temperature	-40°C to +85°C
Storage temperature	-55°C to +125°C
Protection	Short circuit(continuous)
MTBF	1000KHrs

NOTES

(1)xx = Input Voltage, range is 4:1, 24(9~36VDC), 48(18~72VDC)
(2)Unless otherwise specified, all the parameters are measured at 25°C ambient temperature, nominal input voltage, full load and after warm-up.

MECHANICAL

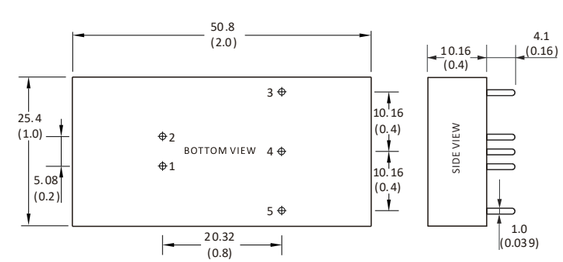

Pin Connections

Pin#	Single	Dual
1	GND	GND
2	+Vin	+Vin
3	+Vo	+Vo
4	No pin	OV
5	OV	-Vo

- Dimensions are in mm (inch)
- Net weight: 35g

DC-DC Converter

15 Watt,Isolated 1.5KV,Regulated,2:1 Input Range

3 Year Warranty

DIP2 "x1" Package

1500Vdc Isolation Voltage

Single and Dual Output Models

Metal Case with Low Ripple and Noise

Operating Temperature Range -40℃ to +85℃

DHV-15 SERIES

Model Selections

Model	Input Voltage (VDC)	Output Voltage (VDC)	Output Current (mA)	Efficiency
DHV15-xx11	12, 24, 48	5	3000	80%
DHV15-xx15	12, 24, 48	9	1667	82%
DHV15-xx12	12, 24, 48	12	1250	84%
DHV15-xx13	12, 24, 48	15	1000	84%
DHV15-xx14	12, 24, 48	24	625	85%
DHV15-xx21	12, 24, 48	±5	±1500	80%
DHV15-xx25	12, 24, 48	±9	±833	85%
DHV15-xx22	12, 24, 48	±12	±625	83%
DHV15-xx23	12, 24, 48	±15	±500	84%
DHV15-xx24	12, 24, 48	±24	±313	84%

ELECTRICAL

Line regulation	±0.5% Max.(regulated)
Load regulation	±1% Max.(10%~100% full load)
Isolation voltage	1500Vdc
Isolation resistance	1000mΩ min.at 500Vdc
Swithing frequency	300KHz typ.
Ripple and noise	75mVp-p typ.
Temperature coeffcient	±0.03% /°C
Operating temperature	-40°C to +85°C
Storage temperature	-55°C to +125°C
Protection	Short circuit(continuous)
MTBF	1000KHrs

NOTES

(1)xx = Input Voltage, range is 2:1, 12(9~18VDC), 24(18~36VDC), 48(36~72VDC)
(2)Unless otherwise specified, all the parameters are measured at 25°C ambient temperature, nominal input voltage, full load and after warm-up.

MECHANICAL

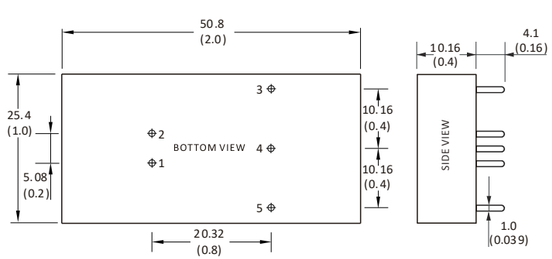

Pin Connections

Pin#	Single	Dual
1	GND	GND
2	+Vin	+Vin
3	+Vo	+Vo
4	No pin	OV
5	OV	-Vo

- Dimensions are in mm (inch)
- Net weight: 35g

DC-DC Converter

15 Watt,Isolated 1.5KV,Regulated,4:1 Input Range

3 Year Warranty

DIP2 "x1" Package

1500Vdc Isolation Voltage

Single and Dual Output Models

Metal Case with Low Ripple and Noise

Operating Temperature Range -40℃ to +85℃

DHV-15W SERIES

Model Selections

Model	Input Voltage (VDC)	Output Voltage (VDC)	Output Current (mA)	Efficiency
DHV15W-xx11	24, 48	5	3000	81%
DHV15W-xx15	24, 48	9	1667	83%
DHV15W-xx12	24, 48	12	1250	84%
DHV15W-xx13	24, 48	15	1000	84%
DHV15W-xx14	24, 48	24	625	85%
DHV15W-xx21	24, 48	±5	±1500	81%
DHV15W-xx25	24, 48	±9	±833	82%
DHV15W-xx22	24, 48	±12	±625	84%
DHV15W-xx23	24, 48	±15	±500	84%
DHV15W-xx24	24, 48	±24	±313	85%

ELECTRICAL

Line regulation	±0.5% Max.(regulated)
Load regulation	±1% Max.(10%~100% full load)
Isolation voltage	1500Vdc
Isolation resistance	1000mΩ min.at 500Vdc
Swithing frequency	300KHz typ.
Ripple and noise	75mVp-p typ.
Temperature coeffcient	±0.03% /°C
Operating temperature	-40°C to +85°C
Storage temperature	-55°C to +125°C
Protection	Short circuit(continuous)
MTBF	1000KHrs

NOTES

(1)xx = Input Voltage, range is 4:1, 24(9~36VDC), 48(18~72VDC)
(2)Unless otherwise specified, all the parameters are measured at 25°C ambient temperature, nominal input voltage, full load and after warm-up.

MECHANICAL

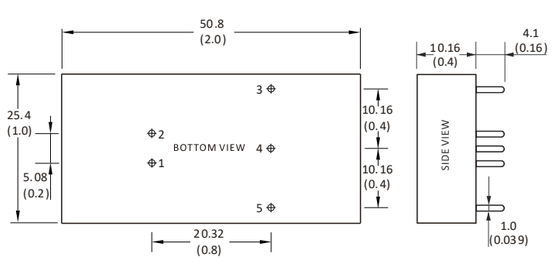

Pin Connections

Pin#	Single	Dual
1	GND	GND
2	+Vin	+Vin
3	+Vo	+Vo
4	No pin	OV
5	OV	-Vo

- Dimensions are in mm (inch)
- Net weight: 35g

DC-DC Converter

20 Watt,Isolated 1.5KV,Regulated,2:1 Input Range

3 Year Warranty

DIP2 "x1" Package

1500Vdc Isolation Voltage

Single and Dual Output Models

Metal Case with Low Ripple and Noise

Operating Temperature Range -40℃ to +85℃

DHV-20 SERIES

Model Selections

Model	Input Voltage (VDC)	Output Voltage (VDC)	Output Current (mA)	Efficiency
DHV20-xx11	12, 24, 48	5	4000	80%
DHV20-xx15	12, 24, 48	9	2222	78%
DHV20-xx12	12, 24, 48	12	1667	82%
DHV20-xx13	12, 24, 48	15	1333	82%
DHV20-xx14	12, 24, 48	24	834	82%
DHV20-xx21	12, 24, 48	±5	±2000	80%
DHV20-xx25	12, 24, 48	±9	±1111	80%
DHV20-xx22	12, 24, 48	±12	±833	82%
DHV20-xx23	12, 24, 48	±15	±667	82%
DHV20-xx24	12, 24, 48	±24	±417	82%

ELECTRICAL

Line regulation	±0.5% Max.(regulated)
Load regulation	±1% Max.(10%~100% full load)
Isolation voltage	1500Vdc
Isolation resistance	1000mΩ min.at 500Vdc
Swithing frequency	300KHz typ.
Ripple and noise	120mVp-p typ.
Temperature coeffcient	±0.03% /°C
Operating temperature	-40°C to +85°C
Storage temperature	-55°C to +125°C
Protection	Short circuit(continuous)
MTBF	1000KHrs

NOTES

(1)xx = Input Voltage, range is 2:1, 12(9~18VDC), 24(18~36VDC), 48(36~72VDC)
(2)Unless otherwise specified, all the parameters are measured at 25°C ambient temperature, nominal input voltage, full load and after warm-up.

MECHANICAL

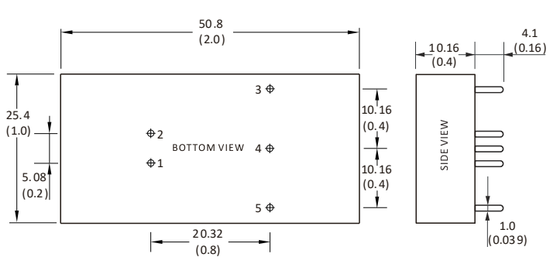

Pin Connections

Pin#	Single	Dual
1	GND	GND
2	+Vin	+Vin
3	+Vo	+Vo
4	No pin	OV
5	OV	-Vo

- Dimensions are in mm (inch)
- Net weight: 35g

DC-DC Converter

20 Watt,Isolated 1.5KV,Regulated,4:1 Input Range

3 Year Warranty

DIP2 "x1" Package

1500Vdc Isolation Voltage

Single and Dual Output Models

Metal Case with Low Ripple and Noise

Operating Temperature Range -40℃ to +85℃

DHV-20W SERIES

Model Selections

Model	Input Voltage (VDC)	Output Voltage (VDC)	Output Current (mA)	Efficiency
DHV20W-xx11	24, 48	5	4000	80%
DHV20W-xx15	24, 48	9	2222	78%
DHV20W-xx12	24, 48	12	1667	82%
DHV20W-xx13	24, 48	15	1333	82%
DHV20W-xx14	24, 48	24	834	82%
DHV20W-xx21	24, 48	±5	±2000	80%
DHV20W-xx25	24, 48	±9	±1111	80%
DHV20W-xx22	24, 48	±12	±833	82%
DHV20W-xx23	24, 48	±15	±667	82%
DHV20W-xx24	24, 48	±24	±417	82%

ELECTRICAL

Line regulation	±0.5% Max.(regulated)
Load regulation	±1% Max.(10%~100% full load)
Isolation voltage	1500Vdc
Isolation resistance	1000mΩ min.at 500Vdc
Swithing frequency	300KHz typ.
Ripple and noise	120mVp-p typ.
Temperature coeffcient	±0.03% /°C
Operating temperature	-40°C to +85°C
Storage temperature	-55°C to +125°C
Protection	Short circuit(continuous)
MTBF	1000KHrs

NOTES

(1)xx = Input Voltage, range is 4:1, 24(9~36VDC), 48(18~72VDC)
(2)Unless otherwise specified, all the parameters are measured at 25°C ambient temperature, nominal input voltage, full load and after warm-up.

MECHANICAL

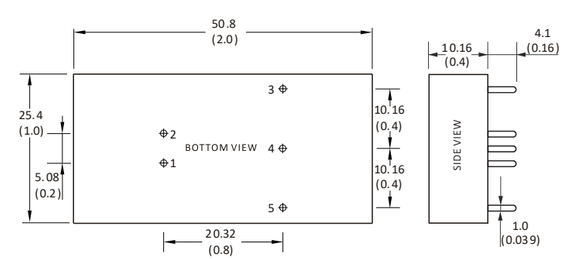

Pin Connections

Pin#	Single	Dual
1	GND	GND
2	+Vin	+Vin
3	+Vo	+Vo
4	No pin	OV
5	OV	-Vo

- Dimensions are in mm (inch)
- Net weight: 35g

DC-DC Converter

20 Watt,Isolated 1.5KV,Regulated,2:1 Input Range

3 Year Warranty

DIP2 "x1.6" Package

1500Vdc Isolation Voltage

Single and Dual Output Models

Metal Case with Low Ripple and Noise

Operating Temperature Range -40℃ to +85℃

DMV-20 SERIES

Model Selections

Model	Input Voltage (VDC)	Output Voltage (VDC)	Output Current (mA)	Efficiency
DMV20-xx11	12, 24, 48	5	4000	80%
DMV20-xx12	12, 24, 48	9	2222	85%
DMV20-xx13	12, 24, 48	12	1660	85%
DMV20-xx14	12, 24, 48	15	1330	85%
DMV20-xx15	12, 24, 48	24	830	85%
DMV20-xx21	12, 24, 48	±5	±2000	80%
DMV20-xx22	12, 24, 48	±9	±1110	85%
DMV20-xx23	12, 24, 48	±12	±830	85%
DMV20-xx24	12, 24, 48	±15	±660	85%
DMV20-xx25	12, 24, 48	±24	±410	85%

ELECTRICAL

Line regulation	±0.2% Max.(regulated)
Load regulation	±0.5% Max.(10%~100% full load)
Isolation voltage	1500Vdc
Isolation resistance	1000mΩ min.at 500Vdc
Swithing frequency	330KHz typ.
Ripple and noise	100mVp-p typ.
Temperature coeffcient	±0.03% /°C
Operating temperature	-25°C to +55°C
Storage temperature	-40°C to +105°C
Protection	Short circuit(continuous)
MTBF	200KHrs

NOTES

(1)xx = Input Voltage, range is 2:1, 12(9~18VDC), 24(18~36VDC), 48(36~72VDC)
(2)Unless otherwise specified, all the parameters are measured at 25°C ambient temperature, nominal input voltage, full load and after warm-up.

MECHANICAL

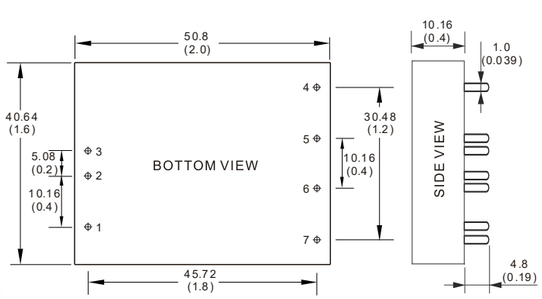

Pin Connections

Pin#	Single	Dual
1	REM	REM
2	-Vin	-Vin
3	+Vin	+Vin
4	No pin	+Vo
5	+Vo	COM
6	GND	-Vo
7	TRIM	TRIM

- Dimensions are in mm (inch)
- Net weight: 50g

DC-DC Converter

20 Watt,Isolated 1.5KV,Regulated,4:1 Input Range

3 Year Warranty

DIP2 "x1.6" Package

1500Vdc Isolation Voltage

Single and Dual Output Models

Metal Case with Low Ripple and Noise

Operating Temperature Range -40℃ to +85℃

DMV-20W SERIES

Model Selections

Model	Input Voltage (VDC)	Output Voltage (VDC)	Output Current (mA)	Efficiency
DMV20W-xx11	24, 48	5	4000	80%
DMV20W-xx12	24, 48	9	2222	85%
DMV20W-xx13	24, 48	12	1660	85%
DMV20W-xx14	24, 48	15	1330	85%
DMV20W-xx15	24, 48	24	830	85%
DMV20W-xx21	24, 48	±5	±2000	80%
DMV20W-xx22	24, 48	±9	±1110	85%
DMV20W-xx23	24, 48	±12	±830	85%
DMV20W-xx24	24, 48	±15	±660	85%
DMV20W-xx25	24, 48	±24	±410	85%

ELECTRICAL

Line regulation	±0.2% Max.(regulated)
Load regulation	±0.5% Max.(10%~100% full load)
Isolation voltage	1500Vdc
Isolation resistance	1000mΩ min.at 500Vdc
Swithing frequency	330KHz typ.
Ripple and noise	120mVp-p typ.
Temperature coeffcient	±0.03% /°C
Operating temperature	-25°C to +55°C
Storage temperature	-40°C to +105°C
Protection	Short circuit(continuous)
MTBF	200KHrs

NOTES

(1)xx = Input Voltage, range is 4:1, 24(9~36VDC), 48(18~72VDC)
(2)Unless otherwise specified, all the parameters are measured at 25°C ambient temperature, nominal input voltage, full load and after warm-up.

MECHANICAL

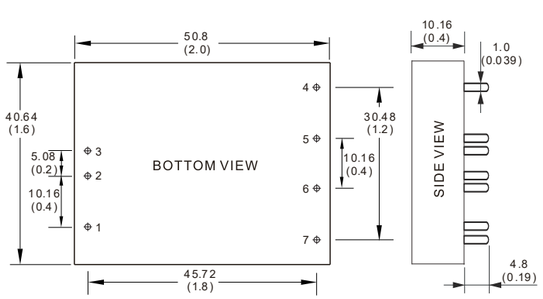

Pin Connections

Pin#	Single	Dual
1	REM	REM
2	-Vin	-Vin
3	+Vin	+Vin
4	No pin	+Vo
5	+Vo	COM
6	GND	-Vo
7	TRIM	TRIM

- Dimensions are in mm (inch)
- Net weight: 50g

DC-DC Converter

25 Watt,Isolated 1.5KV,Regulated,2:1 Input Range

3 Year Warranty
DIP2 "x2" Package
Single and Dual Output Models
Metal Case with Low Ripple and Noise
Operating Temperature Range -40℃ to +85℃

DMV-25 SERIES

Model Selections

Model	Input Voltage (VDC)	Output Voltage (VDC)	Output Current (mA)	Efficiency
DMV25-xx12	12, 24, 48	5	5000	82%
DMV25-xx13	12, 24, 48	9	2770	87%
DMV25-xx14	12, 24, 48	12	2080	87%
DMV25-xx15	12, 24, 48	15	1660	87%
DMV25-xx16	12, 24, 48	24	1040	87%
DMV25-xx21	12, 24, 48	±5	±2500	82%
DMV25-xx22	12, 24, 48	±9	±1390	87%
DMV25-xx23	12, 24, 48	±12	±1040	87%
DMV25-xx24	12, 24, 48	±15	±830	87%
DMV25-xx25	12, 24, 48	±24	±520	87%

ELECTRICAL

Line regulation	±0.2% Max.(regulated)
Load regulation	±0.5% Max.(10%~100% full load)
Isolation voltage	1500Vdc
Isolation resistance	1000mΩ min.at 500Vdc
Swithing frequency	330KHz typ.
Ripple and noise	100mVp-p typ.
Temperature coeffcient	±0.03% /°C
Operating temperature	-25°C to +55°C
Storage temperature	-40°C to +105°C
Protection	Short circuit(continuous)
MTBF	200KHrs

NOTES

(1)xx = Input Voltage, range is 2:1, 12(9~18VDC), 24(18~36VDC), 48(36~72VDC)
(2)Unless otherwise specified, all the parameters are measured at 25°C ambient temperature, nominal input voltage, full load and after warm-up.

MECHANICAL

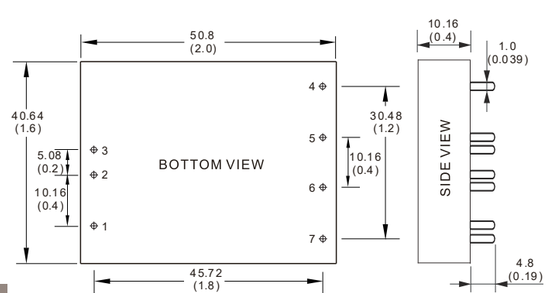

Pin Connections

Pin#	Single	Dual
1	REM	REM
2	-Vin	-Vin
3	+Vin	+Vin
4	No pin	+Vo
5	+Vo	COM
6	GND	-Vo
7	TRIM	TRIM

- Dimensions are in mm (inch)
- Net weight: 55g

DC-DC Converter

25 Watt,Isolated 1.5KV,Regulated,4:1 Input Range

3 Year Warranty
DIP2 "x2" Package
1500Vdc Isolation Voltage
Single and Dual Output Models
Metal Case with Low Ripple and Noise
Operating Temperature Range -40℃ to +85℃

DMV-25W SERIES

Model Selections

Model	Input Voltage (VDC)	Output Voltage (VDC)	Output Current (mA)	Efficiency
DMV25W-xx11	24, 48	5	5000	82%
DMV25W-xx12	24, 48	9	2770	87%
DMV25W-xx13	24, 48	12	1080	87%
DMV25W-xx14	24, 48	15	1660	87%
DMV25W-xx15	24, 48	24	1040	87%
DMV25W-xx21	24, 48	±5	±2500	82%
DMV25W-xx22	24, 48	±9	±1390	87%
DMV25W-xx23	24, 48	±12	±1040	87%
DMV25W-xx24	24, 48	±15	±830	87%
DMV25W-xx25	24, 48	±24	±520	87%

ELECTRICAL

Line regulation	±0.2% Max.(regulated)
Load regulation	±0.5% Max.(10%~100% full load)
Isolation voltage	1500Vdc
Isolation resistance	1000mΩ min.at 500Vdc
Swithing frequency	330KHz typ.
Ripple and noise	100mVp-p typ.
Temperature coeffcient	±0.03% /°C
Operating temperature	-25°C to +55°C
Storage temperature	-40°C to +105°C
Protection	Short circuit(continuous)
MTBF	200KHrs

NOTES

(1)xx = Input Voltage, range is 4:1, 24(9~36VDC), 48(18~72VDC)
(2)Unless otherwise specified, all the parameters are measured at 25°C ambient temperature, nominal input voltage, full load and after warm-up.

MECHANICAL

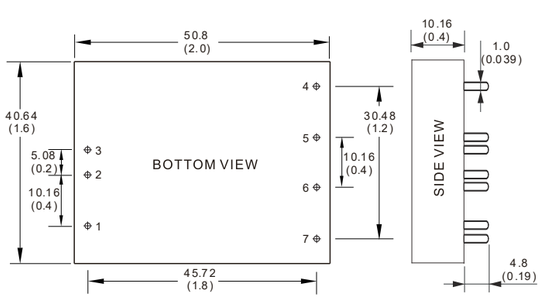

Pin Connections

Pin#	Single	Dual
1	REM	REM
2	-Vin	-Vin
3	+Vin	+Vin
4	No pin	+Vo
5	+Vo	COM
6	GND	-Vo
7	TRIM	TRIM

- Dimensions are in mm (inch)
- Net weight: 55g

DC-DC Converter

30 Watt,Isolated 1.5KV,Regulated,2:1 Input Range

3 Year Warranty

DIP2 "x2" Package

1500Vdc Isolation Voltage

Single and Dual Output Models

Metal Case with Low Ripple and Noise

Operating Temperature Range -40℃ to +85℃

DMV-30 SERIES

Model Selections

Model	Input Voltage (VDC)	Output Voltage (VDC)	Output Current (mA)	Efficiency
DMV30-xx11	12, 24, 48	5	6000	82%
DMV30-xx16	12, 24, 48	9	3330	87%
DMV30-xx12	12, 24, 48	12	2500	87%
DMV30-xx13	12, 24, 48	15	2000	87%
DMV30-xx14	12, 24, 48	24	1250	87%
DMV30-xx21	12, 24, 48	±5	±3000	82%
DMV30-xx23	12, 24, 48	±9	±1665	87%
DMV30-xx22	12, 24, 48	±12	±1250	87%
DMV30-xx24	12, 24, 48	±15	±1000	87%
DMV30-xx25	12, 24, 48	±24	±625	87%

ELECTRICAL

Line regulation	±0.2% Max.(regulated)
Load regulation	±0.5% Max.(10%~100% full load)
Isolation voltage	1500Vdc
Isolation resistance	1000mΩ min.at 500Vdc
Swithing frequency	330KHz typ.
Ripple and noise	100mVp-p typ.
Temperature coeffcient	±0.03% /°C
Operating temperature	-25°C to +55°C
Storage temperature	-40°C to +105°C
Protection	Short circuit(continuous)
MTBF	200KHrs

NOTES

(1)xx = Input Voltage, range is 2:1, 12(9~18VDC), 24(18~36VDC), 48(36~72VDC)
(2)Unless otherwise specified, all the parameters are measured at 25°C ambient temperature, nominal input voltage, full load and after warm-up.

MECHANICAL

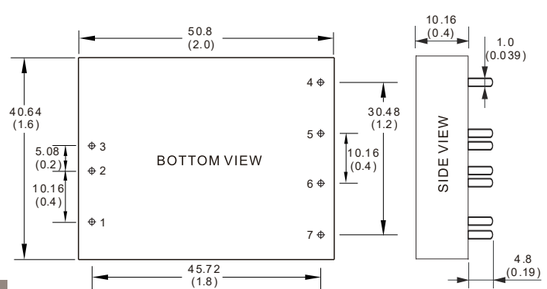

Pin Connections

Pin#	Single	Dual
1	REM	REM
2	-Vin	-Vin
3	+Vin	+Vin
4	No pin	+Vo
5	+Vo	COM
6	GND	-Vo
7	TRIM	TRIM

- Dimensions are in mm (inch)
- Net weight: 55g

DC-DC Converter

30 Watt,Isolated 1.5KV,Regulated,4:1 Input Range

3 Year Warranty

DIP2 "x2" Package

1500Vdc Isolation Voltage

Single and Dual Output Models

Metal Case with Low Ripple and Noise

Operating Temperature Range -40℃ to +85℃

DMV-30W SERIES

Model Selections

Model	Input Voltage (VDC)	Output Voltage (VDC)	Output Current (mA)	Efficiency
DMV30W-xx11	24, 48	5	6000	82%
DMV30W-xx16	24, 48	9	3330	87%
DMV30W-xx12	24, 48	12	2500	87%
DMV30W-xx13	24, 48	15	2000	87%
DMV30W-xx14	24, 48	24	1250	87%
DMV30W-xx21	24, 48	±5	±3000	82%
DMV30W-xx23	24, 48	±9	±1665	87%
DMV30W-xx22	24, 48	±12	±1250	87%
DMV30W-xx24	24, 48	±15	±1000	87%
DMV30W-xx25	24, 48	±24	±625	87%

ELECTRICAL

Line regulation	±0.2% Max.(regulated)
Load regulation	±0.5% Max.(10%~100% full load)
Isolation voltage	1500Vdc
Isolation resistance	1000mΩ min.at 500Vdc
Swithing frequency	330KHz typ.
Ripple and noise	100mVp-p typ.
Temperature coeffcient	±0.03% /°C
Operating temperature	-25°C to +55°C
Storage temperature	-40°C to +105°C
Protection	Short circuit(continuous)
MTBF	200KHrs

NOTES

(1)xx = Input Voltage, range is 4:1, 24(9~36VDC), 48(18~72VDC)
(2)Unless otherwise specified, all the parameters are measured at 25°C ambient temperature, nominal input voltage, full load and after warm-up.

MECHANICAL

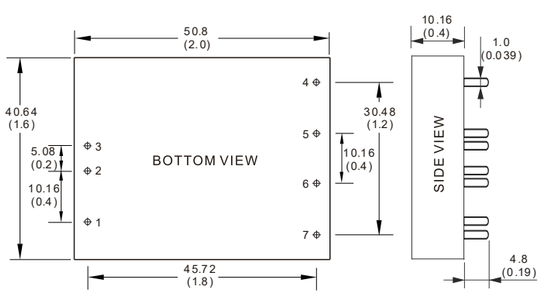

Pin Connections

Pin#	Single	Dual
1	REM	REM
2	-Vin	-Vin
3	+Vin	+Vin
4	No pin	+Vo
5	+Vo	COM
6	GND	-Vo
7	TRIM	TRIM

- Dimensions are in mm (inch)
- Net weight: 55g

PAIRUI

Non-isolated DC-DC Converter

3 Pin, 500mA Output Switching Regulators

3 Year Warranty

Low Ripple and Noise

Short Circuit, and Over Temperature Protection

High Reliability

100% Full Load Burn-in Test

Operating Temperature Range -40℃ to +85℃

DMV-78 SERIES

Model Selections

Model	Input Voltage (VDC)	Output Voltage (VDC)	Output Current (mA)	Efficiency
DMV781V5-500	4.75-28	1.5	500	76%
DMV781V8-500	4.75-28	1.8	500	80%
DMV782V5-500	4.75-28	2.5	500	86%
DMV7803-500	4.75-28	3.3	500	90%
DMV7805-500	6.5-32	5	500	93%
DMV7809-500	11-32	9	500	94%
DMV7812-500	15-32	12	500	95%
DMV7815-500	18-32	15	500	95%

ELECTRICAL

Line regulation	±0.5% typ
Load regulation	±0.5% typ.(10%~100% full load)
Swithing frequency	330KHz typ.
Ripple and noise	75mVp-p max.
Temperature coeffcient	±0.03% /°C
Operating temperature	-40°C to +85°C
Storage temperature	-55°C to +125°C
Protection	Short circuit(continuous)
MTBF	1000KHrs

NOTES

Unless otherwise specified, all the parameters are measured at 25°C ambient temperature, nominal input voltage, full load and after warm-up.

MECHANICAL

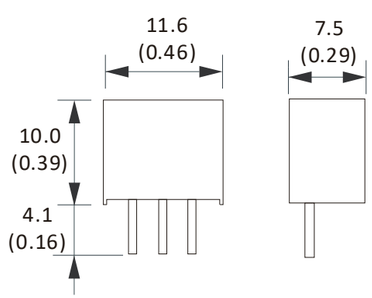

Pin Connections

Pin#	Single
1	+Vin
2	GND
3	+Vo

- Dimensions are in mm (inch)
- Net weight: 2g

PAIRUI

Non-isolated DC-DC Converter

3 Pin, 1000mA Output Switching Regulators

3 Year Warranty

Low Ripple and Noise

Short Circuit, and Over Temperature Protection

High Reliability

100% Full Load Burn-in Test

Operating Temperature Range -40℃ to +85℃

DMV-78 SERIES

Model Selections

Model	Input Voltage (VDC)	Output Voltage (VDC)	Output Current (mA)	Efficiency
DMV781V5-1000	4.75-26	1.5	1000	80%
DMV781V8-1000	4.75-26	1.8	1000	82%
DMV782V5-1000	4.75-28	2.5	1000	88%
DMV7803-1000	4.75-28	3.3	1000	90%
DMV7805-1000	6.5-32	5	1000	93%
DMV7809-1000	12-32	9	1000	94%
DMV7812-1000	16-32	12	1000	96%
DMV7815-1000	20-32	15	1000	97%

ELECTRICAL

Line regulation	±0.5% typ
Load regulation	±0.5% typ.(10%~100% full load)
Swithing frequency	330KHz typ.
Ripple and noise	75mVp-p max.
Temperature coeffcient	±0.03% /°C
Operating temperature	-40°C to +85°C
Storage temperature	-55°C to +125°C
Protection	Short circuit(continuous)
MTBF	1000KHrs

NOTES

Unless otherwise specified, all the parameters are measured at 25°C ambient temperature, nominal input voltage, full load and after warm-up.

MECHANICAL

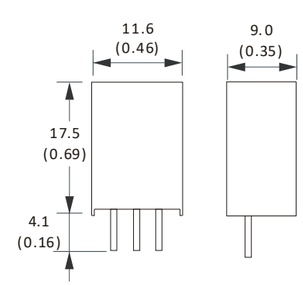

Pin Connections

Pin#	Single
1	+Vin
2	GND
3	+Vo

- Dimensions are in mm (inch)
- Net weight: 3.8g

Non-isolated DC-DC Converter

3 Pin, 1500mA Output Switching Regulators

3 Year Warranty

Low Ripple and Noise

Short Circuit, and Over Temperature Protection

High Reliability

100% Full Load Burn-in Test

Operating Temperature Range -40℃ to +85℃

DMV-78 SERIES

Model Selections

Model	Input Voltage (VDC)	Output Voltage (VDC)	Output Current (mA)	Efficiency
DMV781V5-1500	4.75-18	1.5	1500	82%
DMV781V8-1500	4.75-18	1.8	1500	84%
DMV782V5-1500	4.75-18	2.5	1500	88%
DMV7803-1500	4.75-18	3.3	1500	90%
DMV7805-1500	8-18	5	1500	93%

ELECTRICAL

Line regulation	±0.5% typ
Load regulation	±0.5% typ.(10%~100% full load)
Swithing frequency	330KHz typ.
Ripple and noise	75mVp-p max.
Temperature coeffcient	±0.03% /°C
Operating temperature	-40°C to +85°C
Storage temperature	-55°C to +125°C
Protection	Short circuit(continuous)
MTBF	1000KHrs

NOTES

Unless otherwise specified, all the parameters are measured at 25°C ambient temperature, nominal input voltage, full load and after warm-up.

MECHANICAL

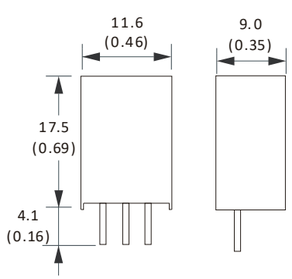

Pin Connections

Pin#	Single
1	+Vin
2	GND
3	+Vo

- Dimensions are in mm (inch)
- Net weight: 3.8g

Non-isolated DC-DC Converter

3 Pin, 2000mA Output Switching Regulators

3 Year Warranty

Low Ripple and Noise

Short Circuit, and Over Temperature Protection

High Reliability

100% Full Load Burn-in Test

Operating Temperature Range -40℃ to +85℃

DMV-78 SERIES

Model Selections

Model	Input Voltage (VDC)	Output Voltage (VDC)	Output Current (mA)	Efficiency
DMV781V5-2000	4.75-18	1.5	2000	79%
DMV781V8-2000	4.75-18	1.8	2000	81%
DMV782V5-2000	4.75-18	2.5	2000	85%
DMV7803-2000	4.75-18	3.3	2000	87%
DMV7805-2000	7-18	5	2000	91%

ELECTRICAL

Line regulation	±0.5% typ
Load regulation	±0.5% typ.(10%~100% full load)
Swithing frequency	330KHz typ.
Ripple and noise	75mVp-p max.
Temperature coeffcient	±0.03% /°C
Operating temperature	-40°C to +85°C
Storage temperature	-55°C to +125°C
Protection	Short circuit(continuous)
MTBF	1000KHrs

NOTES

Unless otherwise specified, all the parameters are measured at 25°C ambient temperature, nominal input voltage, full load and after warm-up.

MECHANICAL

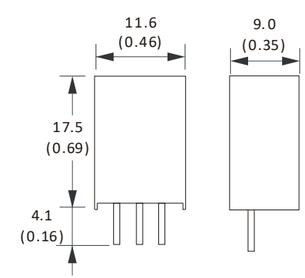

Pin Connections

Pin#	Single
1	+Vin
2	GND
3	+Vo

- Dimensions are in mm (inch)
- Net weight: 3.8g

PCBA

EMC Level 4 MIN
Multiple protection
Output overload, short circuit protection
High efficiency, high power density
Industrial grade product design
Security level Class I
100% high temperature aging and testing
Warranty for three years

NEW

Standard PSF Series (15-30W)

Model Selections

Model	power	Input Voltage (VDC)	Output Voltage (Vo)	Output Current (Lo)	Efficiency (%)
PSF15-S03VR	15W	85-264Vac 100-400Vdc	3.3V	3A	83
PSF15-S05VR	15W		5V	3A	85
PSF15-S12VR	15W		12V	1.25A	87
PSF15-S15VR	15W		15V	1A	87
PSF15-S24VR	15W		24V	0.62A	88
PSF25-S05VR	25W	85-264Vac 100-370Vdc	5V	5A	85
PSF25-S12VR	25W		12V	2A	89
PSF25-S15VR	25W		15V	1.66A	90
PSF25-S24VR	25W		24V	1A	91
PSF25-S48VR	25W		48V	0.52A	91
PSF30-TA	30W	85-264Vac 100-370Vdc	5V	3A	84
			12V	1.2A	84
			-12V	0.15A	84

NOTES

Unless otherwise specified, all the parameters are measured at 25°C ambient temperature, nominal input voltage, full load and after warm-up.

MECHANICAL

•PSF15VR

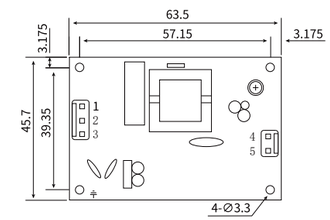

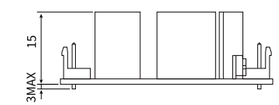

Pin Connections

Pin#	Function
1	AC(N)
2	No Pin
3	AC(L)
4	+Vo
5	-Vo

•PSF25VR

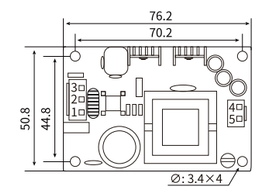

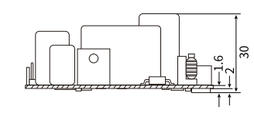

Pin Connections

Pin#	Function
1	AC(N)
2	No Pin
3	AC(L)
4	-Vo
5	+Vo

•PSF30TA

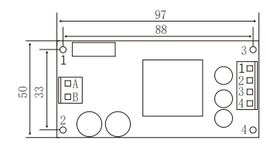

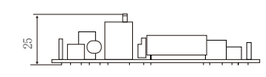

Pin Connections

Pin#	Function
A	AC(L)
B	AC(N)
1	GND
2	+Vo1
3	-Vo2
4	+Vo3

PCBA

EMC Level 4 MIN
Multiple protection
Output overload, short circuit protection
High efficiency, high power density
Industrial grade product design
Security level Class I
100% high temperature aging and testing
Warranty for three years

NEW



Standard PSF Series (35-65W)

Model Selections

Model	power	Input Voltage (VDC)	Output Voltage (Vo)	Output Current (Lo)	Efficiency (%)
PSF35-S05VR	35W	85-264Vac 100-370Vdc	5V	7A	85
PSF35-S12VR	35W		12V	2.91A	89
PSF35-S15VR	35W		15V	2.33A	90
PSF35-S24VR	35W		24V	1.45A	91
PSF35-S48VR	35W		48V	0.73A	91
PSF45-S05VR	45W	85-264Vac 100-370Vdc	5V	9A	85
PSF45-S12VR	45W		12V	3.75A	89
PSF45-S15VR	45W		15V	3A	90
PSF45-S24VR	45W		24V	1.87A	91
PSF45-S48VR	45W		48V	0.93A	91
PSF50-CA	50W	85-264Vac 100-370Vdc	5.2V	3A	78
			12V	2A	78
			-12V	0.5A	78
PSF50-CB	50W		5.2V	3A	79
			15V	2A	79
			-15V	0.5A	79
PSF60-D05	60W	85-264Vac 100-370Vdc	±5V	12A	86
PSF60-D12	60W		±12V	5A	84
PSF60-D17	60W		±17V	3.52A	92
PSF65-S05VR	65W	90-264Vac 100-370Vdc	5V	10A	86
PSF65-S12VR	65W		12V	5.42A	90
PSF65-S15VR	65W		15V	4.34A	92
PSF65-S24VR	65W		24V	2.71A	91
PSF65-S48VR	65W		48V	1.35A	91

MECHANICAL

•PSF35VR/PSF45VR

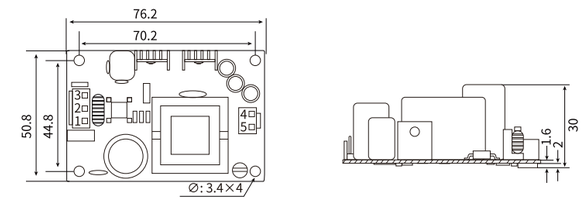

Pin Connections

Pin#	Function
1	AC(N)
2	No Pin
3	AC(L)
4	-Vo
5	+Vo

•PSF50CA/PSF50CB

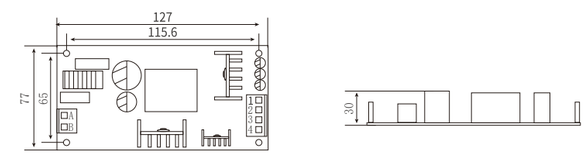

Pin Connections

Pin#	Function
A	AC(N)
B	AC(L)
1	GND
2	+Vo1
3	-Vo2
4	+Vo2

•PSF60D

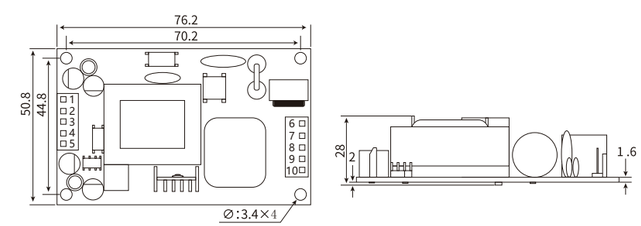

Pin Connections

Pin#	Function
1	-VO1
2	+VO1
3	No Pin
4	-Vo2
5	+Vo2
6	AC(N)
7	No Pin
8	AC(L)
9	No Pin
10	FG

•PSF65VR

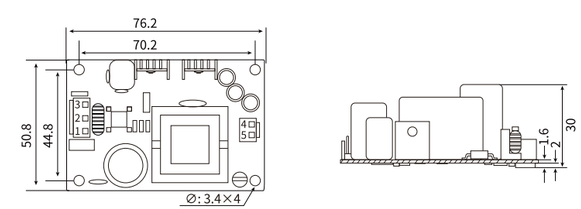

Pin Connections

Pin#	Function
1	AC(N)
2	No Pin
3	AC(L)
4	-Vo
5	+Vo

PCBA

EMC Level 4 MIN
Multiple protection
Output overload, short circuit protection
High efficiency, high power density
Industrial grade product design
Security level Class I
100% high temperature aging and testing
Warranty for three years



Standard PSF Series (65-150W)

Model Selections

Model	power	Input Voltage (VDC)	Output Voltage (Vo)	Output Current (Lo)	Efficiency (%)
PSF65-S05BVR	65W	90-264 100-370	5V	10A	86
PSF65-S12BVR	65W		12V	5.42A	90
PSF65-S15BVR	65W		15V	4.34A	92
PSF65-S24BVR	65W		24V	2.71A	91
PSF65-S48BVR	65W		48V	1.35A	91
PSF100-S12R3	100W		12V	8.3A	91
PSF100-S15R3	100W		15V	6.6A	92
PSF100-S24R3	100W		24V	4.2A	91
PSF120-S12VR	120W	90-264 100-370	12V	10A	89
PSF120-S15VR	120W		15V	8A	91
PSF120-S24VR	120W		24V	5A	91
PSF120-S36VR	120W		36V	3.33A	91
PSF120-S48VR	120W		48V	2.5A	92
PSF150-S12VR	150W		12V	11.6A	89
PSF150-S15VR	150W		15V	9.3A	91
PSF150-S24VR	150W		24V	6.25A	91
PSF150-S36VR	150W		36V	4.16A	91
PSF150-S48VR	150W		48V	3.12A	92

MECHANICAL

•PSF65BVR

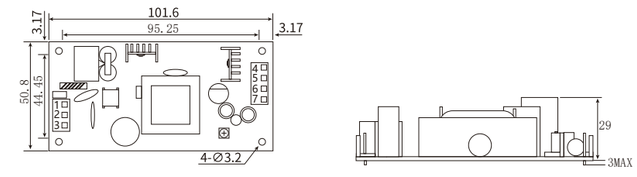

Pin Connections

Pin#	Function
1	AC(N)
2	No Pin
3	AC(L)
4	-Vo
5	-Vo
6	+Vo
7	+Vo

•PSF100R3

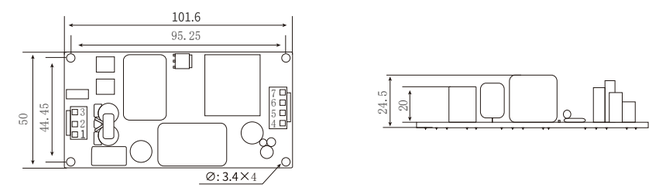

Pin Connections

Pin#	Function
1	AC(N)
2	No Pin
3	AC(L)
4	-Vo
5	-Vo
6	+Vo
7	+Vo

•PSFC120/PSF150VR

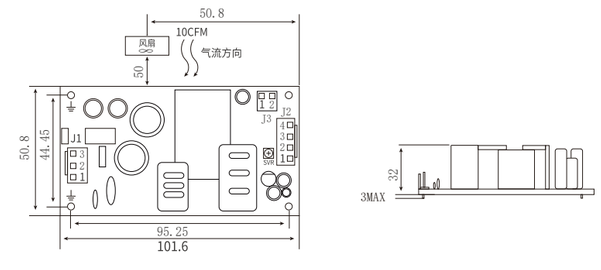

Pin Connections

Pin#	Function J1	J2	J3
1	AC(N)	-V	DC COM
2	No Pin	-V	+12V
3	AC(L)	+V	+V
4	/	+V	+V

PCBA

Wide voltage input (85-264Vac,50/60Hz)
AC/DC dual input
Industrial grade product design
High efficiency, high power density
Over temperature, over voltage protection
Low standby power consumption ≤30mW
100% high temperature aging and testing
Warranty for three years

NEW



PFC-PSFC Series (180-420W)

Model Selections

Model	power	Input Voltage (VDC)	Output Voltage (Vo)	Output Current (Lo)	Efficiency (%)
PSFC180-S12VR	180W		12V	12A	89
PSFC180-S15VR	180W		15V	4.34A	91
PSFC180-S24VR	180W		24V	7.5A	91
PSFC180-S36VR	180W		36V	5A	91
PSFC180-S48VR	180W		48V	3.75A	92
PSFC220-S12VR	220W		12V	18.33A	93
PSFC220-S15VR	220W	85-264	15V	14.66A	93
PSFC220-S24VR	220W	100-370	24V	9.16A	94
PSFC220-S27VR	220W		27V	8.14A	94
PSFC220-S48VR	220W		48V	4.58A	94
PSFC250-S12VR	250W		12V	20.83A	93
PSFC250-S15VR	250W		15V	16.66A	93
PSFC250-S24VR	250W		24V	10.41A	94
PSFC250-S36VR	250W		36V	6.94A	94
PSFC250-S48VR	250W		48V	5.2A	94
PSFC320-S12VR	320W		12V	26.6A	93
PSFC320-S15VR	320W		15V	21.33A	93
PSFC320-S24VR	320W		24V	13.33A	94
PSFC320-S36VR	320W		36V	8.88A	94
PSFC320-S48VR	320W		48V	6.66A	94
PSFC320-S12VR	420W		12V	35A	93
PSFC320-S15VR	420W		15V	28A	93
PSFC320-S24VR	420W		24V	17.5A	94
PSFC320-S36VR	420W		36V	11.66A	94
PSFC320-S48VR	420W		48V	8.75A	94

MECHANICAL

·PSFC180/PSFC220/PSFC250

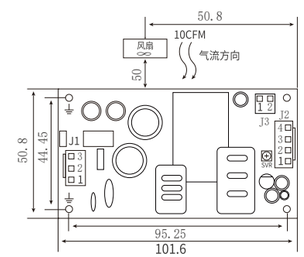

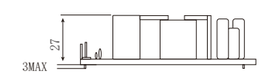

Pin Connections

Pin#	Function J1	J2	J3
1	AC(N)	-V	DC COM
2	No Pin	-V	+12V
3	AC(L)	+V	+V
4	/	+V	+V

·PSFC320/PSFC420

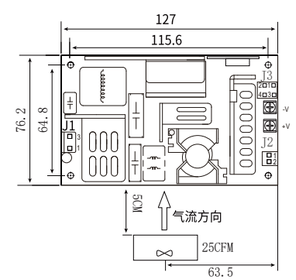

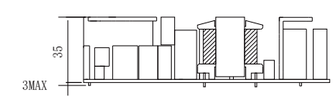

Pin Connections

Pin#	Function J1	J2	J3
1	AC(L)	DC COM	-S
2	No Pin	+12V	+S
3	AC(N)	/	DC COM
4	/	/	PG

PCBA

Wide voltage input 24 (18-36VDc) /48 (36-72Vdc)
Built-in EMI filter, bare metal CLASS B
Low power consumption, no load is only 0.1W
High efficiency, up to 85%
Security level Class II
100% high temperature aging and testing
Warranty for three years

NEW



Standard PDF Series (15-30W)

Model Selections

Model	power	Input Voltage (VDC)	Output Voltage (Vo)	Output Current (Lo)	Efficiency (%)
PDF15-24S05	15W	24 (18-36Vdc)	5V	3A	79
PDF15-24S09	15W		9V	1.67A	79
PDF15-24S12	15W		12V	1.25A	83
PDF15-24S15	15W		15V	1A	83
PDF15-24S24	15W		24V	0.62A	85
PDF15-48S05	15W	48 (36-72Vdc)	5V	3A	79
PDF15-48S09	15W		9V	1.67A	79
PDF15-48S12	15W		12V	1.25A	83
PDF15-48S15	15W		15V	1A	83
PDF15-48S24	15W		24V	0.62A	85
PDF30-24S05	30W	24 (18-36Vdc)	5V	6A	82
PDF30-24S09	30W		9V	3.33A	82
PDF30-24S12	30W		12V	2.5A	85
PDF30-24S15	30W		15V	2A	85
PDF30-24S24	30W		24V	1.25A	88
PDF30-48S05	30W	48 (36-72Vdc)	5V	6A	82
PDF30-48S09	30W		9V	3.33A	82
PDF30-48S12	30W		12V	2.5A	85
PDF30-48S15	30W		15V	2A	85
PDF30-48S24	30W		24V	1.25A	88

MECHANICAL

•PDF15

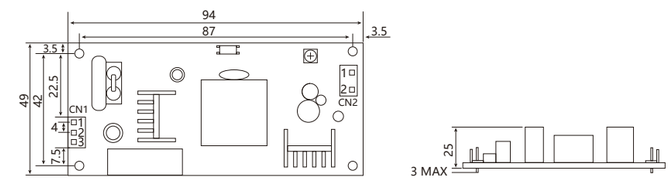

Pin Connections

Pin#	Function CN1	Function CN2
1	-V	-V
2	No Pin	+V
3	+V	/

•PDF30

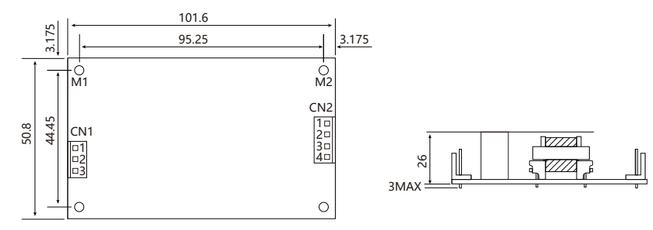

Pin Connections

Pin#	Function CN1	Function CN2
1	DC-	+V
2	NC	+V
3	DC+	-V
4	/	-V

PCBA

Wide voltage input 24 (18-36VDc) /48 (36-72Vdc)
Built-in EMI filter, bare metal CLASS B
Low power consumption, no load is only 0.1W
High efficiency, up to 85%
Security level Class II
100% high temperature aging and testing
Warranty for three years

NEW



Standard PDF Series (45-65W)

Model Selections

Model	power	Input Voltage (VDC)	Output Voltage (Vo)	Output Current (Lo)	Efficiency (%)
PDF45-24S05	45W	24 (18-36Vdc)	5V	9A	77
PDF45-24S12	45W		12V	3.75A	82
PDF45-24S24	45W		24V	1.87A	85
PDF45-48S05	45W	48 (36-72Vdc)	5V	9A	80
PDF45-48S12	45W		12V	3.75A	83
PDF45-48S24	45W		24V	1.87A	86
PDF65-48S09	65W	48 (36-72Vdc)	9V	7.22A	91
PDF65-48S12	65W		12V	5.41A	92
PDF65-48S15	65W		15V	4.33A	92
PDF65-48S24	65W		24V	2.7A	91

MECHANICAL

·PDF45

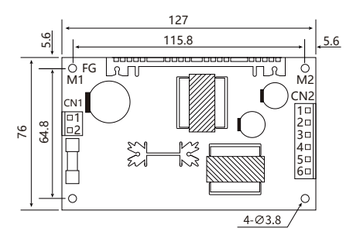

Pin Connections

Pin#	Function CN1	Function CN2
1	-Vin	+V
2	+Vin	+V
3	/	+V
4	/	-V
5	/	-V
6	/	-V

·PDF65

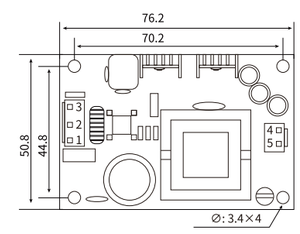

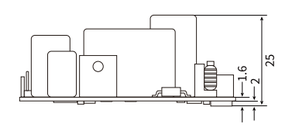

Pin Connections

Pin#	Function
1	+Vin
2	No Pin
3	-Vin
4	-Vo
5	+Vo

PCBA

wide input voltage range: 85 - 305VAC/100 - 400VDC
Low Ripple and Noise
Low standby power consumption ≤30mW
High efficiency, high power density, miniaturization
Industrial grade product design
100% high temperature aging and testing
Warranty for three years

NEW



SIP-PSFA Series(3-5W)

Model Selections

Model	power	Input Voltage (VDC)	Output Voltage (Vo)	Output Current (Lo)	Efficiency (%)
PSFA03-S05R2	3W	85-305 100-400	5V	0.6A	70
PSFA03-S09R2	3W		9V	0.33A	72
PSFA03-S12R2	3W		12V	0.25A	74
PSFA03-S15R2	3W		15V	0.2A	76
PSFA03-S24R2	3W		24V	0.12A	78
PSFA05-S03R2	5W		3.3V	1A	67
PSFA05-S05R2	5W		5V	1A	74
PSFA05-S09R2	5W		9V	0.55A	76
PSFA05-S12R2	5W		12V	0.42A	78
PSFA05-S15R2	5W		15V	0.33A	80
PSFA05-S24R2	5W		24V	0.21A	78
PSFA05-S05R3	5W		5V	0.8A	72
PSFA05-S12R3	5W		12V	0.42A	78
PSFA05-S15R3	5W		15V	0.33A	80
PSFA05-S24R3	5W		24V	0.21A	78

NOTES

Unless otherwise specified, all the parameters are measured at 25°C ambient temperature, nominal input voltage, full load and after warm-up.

MECHANICAL

•PSFA03R2

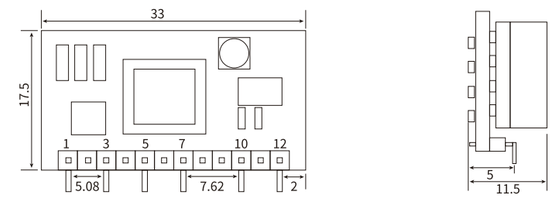

Pin Connections

Pin#	Function
1	AC(L)
3	AC(N)
5	+V
7	-V
10	-Vo
12	+Vo

•PSFA05R2

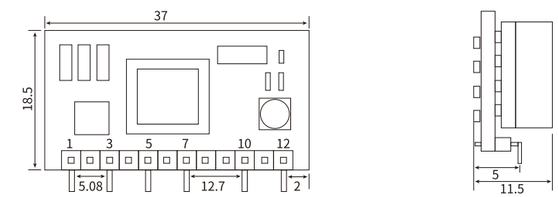

Pin Connections

Pin#	Function
1	AC(L)
3	AC(N)
5	+V
7	-V
10	-Vo
12	+Vo

•PSFA05R2

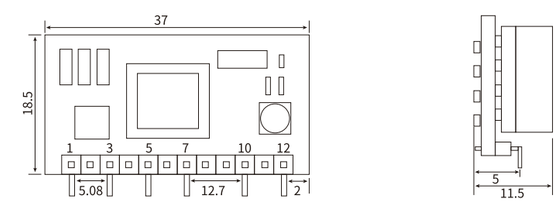

Pin Connections

Pin#	Function
1	AC(L)
3	AC(N)
5	+V
7	-V
10	-Vo
12	+Vo

PCBA

NEW

wide input voltage range: 85 - 305VAC/100 - 400VDC
AC/DC (same terminal input voltage)
Versatile application, flexible layout
Ultra-small size, high power density, green environment protection
No-load power consumption as low as 0.1W
Output short circuit, overcurrent protection
Optional horizontal package
Comply with IEC/EN61558, IEC/EN60335 standards
100% high temperature aging and testing
Warranty for three years



SIP-PSFA Series(10-15W)

Model Selections

Model	power	Input Voltage (VDC)	Output Voltage (Vo)	Output Current (Lo)	Efficiency (%)
PSFA10-S05R3	10W	85-305 100-400	5V	2A	76
PSFA10-S12R3	10W		12V	0.83A	78
PSFA10-S15R3	10W		15V	0.66A	82
PSFA10-S24R3	10W		24V	0.42A	83
PSFA10-S05R3P	10W		5V	2A	76
PSFA10-S12R3P	10W		12V	0.83A	81
PSFA10-S15R3P	10W		15V	0.66A	82
PSFA10-S24R3P	10W		24V	0.42A	83
PSFA15-S03	15W		3.3V	3A	83
PSFA15-S05	15W		5V	3A	85
PSFA15-S12	15W		12V	1.25A	88
PSFA15-S15	15W		15V	1A	89
PSFA15-S24	15W		24V	0.625A	88

NOTES

Unless otherwise specified, all the parameters are measured at 25°C ambient temperature, nominal input voltage, full load and after warm-up.

MECHANICAL

•PSFA10R3

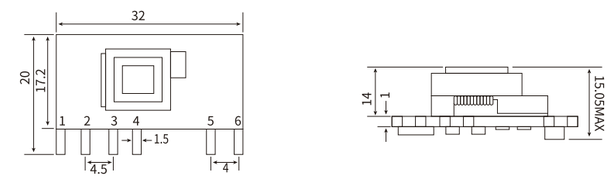

Pin Connections

Pin#	Function
1	AC(L)
2	AC(N)
3	+V
4	-V
5	-Vo
6	+Vo

•PSFA10R3P

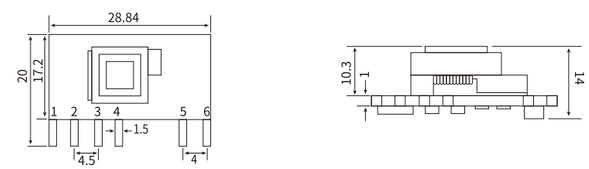

Pin Connections

Pin#	Function
1	AC(L)
2	AC(N)
3	+V
4	-V
5	-Vo
6	+Vo

•PSFA15

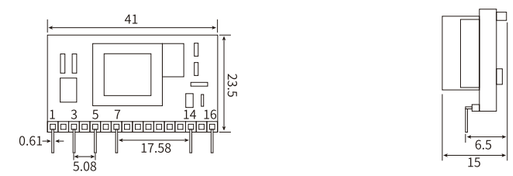

Pin Connections

Pin#	Function
1	AC(L)
3	AC(N)
5	+V
7	-V
14	-Vo
16	+Vo

PCBA

NEW



SIP-PDFA SERIES

Wide input voltage range (8:1)

Meet the requirements of EN62368

Low ripple and noise

Output overload, short circuit protection

High efficiency, high power density, high quality and low price

100% Full Load Burn-in Test

Warranty for three years

Model Selections

Model	power	Input Voltage (VDC)	Output Voltage (Vo)	Output Current (Lo)	Efficiency (%)
PDFA06-48S03	6W	48 9-75	3.3V	1.8A	78
PDFA06-48S05	6W		5V	1.2A	81
PDFA06-48S12	6W		12V	0.5A	85
PDFA06-48S15	6W		15V	0.4A	86
PDFA06-48S24	6W		24V	0.25A	87

NOTES

Unless otherwise specified, all the parameters are measured at 25°C ambient temperature, nominal input voltage, full load and after warm-up.

MECHANICAL

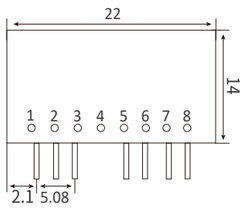

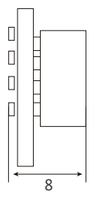

Pin Connections

Pin#	Function
1	GND
2	+Vin
3	Ctr
4	No Pin
5	No Pin
6	+Vo
7	COM
8	-Vo

PCBA

NEW



Chip type PDFD SERIES

SMT package to meet the requirements of the SMT process

Three isolated outputs

Output overload, short circuit protection

High isolation voltage

Small size, high efficiency

100% high temperature aging and testing

Warranty for three years

Model Selections

Model	power	Input Voltage (VDC)	Output 1 (Vo1/Lo1)	Output2 (Vo2/Lo2)	Output3 (Vo3/Lo3)	Efficiency (%)
PDFD03-24TA	3W	24 9-36	5V/0.2A	5V/0.2A	5V/0.2A	78
PDFD03-24TB	3W		5V/0.2A	12V/0.083A	12V/0.083A	81
PDFD03-24TC	3W		5V/0.2A	15V/0.066A	-15V/0.066A	85

NOTES

Unless otherwise specified, all the parameters are measured at 25°C ambient temperature, nominal input voltage, full load and after warm-up.

MECHANICAL

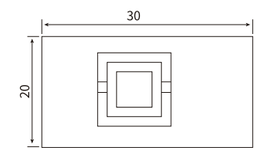

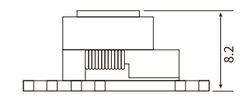

high-voltage input power supply

Input voltage up to 500Vac/1200Vdc

Low Ripple and Noise

Output overload, short circuit protection

Industrial grade product design

Low power consumption, green environmental protection
no-load loss <0.1W

100% high temperature aging and testing

Warranty for three years

NEW

Ultra-wide high voltage input series (6-60W)

Model Selections

Model	power	Input Voltage (VDC)	Output Voltage (Vo)	Output Current (Lo)	Efficiency (%)
PDP06-400S05	6W	85-500 100-700	5V	1.2A	76
PDP06-400S09	6W		9V	0.66A	80
PDP06-400S12	6W		12V	0.5A	81
PDP06-400S15	6W		15V	0.4A	82
PDP06-400S24	6W		24V	0.25A	83
PDP15-600S05	15W	100-1000	5V	3A	76
PDP15-600S12	15W		12V	1.25A	78
PDP15-600S15	15W		15V	1A	79
PDP15-600S24	15W		24V	0.625A	80
PDP15-600D12	15W		12V	0.625A	79
PDP15-600D15	15W		15V	0.5A	79
PDP40-600S12	40W	200-1200	12V	3.33A	85
PDP40-600S15	40W		15V	2.66A	85
PDP40-600S24	40W		24V	1.66A	87
PDP60-400S12	60W	80-750	12V	5A	85
PDP60-400S15	60W		15V	4A	87
PDP60-400S24	60W		24V	2.5A	88
PDP60-400S12R2	60W	80-750	12V	5A	85
PDP60-400S15R2	60W		15V	4A	87
PDP60-400S24R2	60W		24V	2.5A	88

MECHANICAL

·PDP06

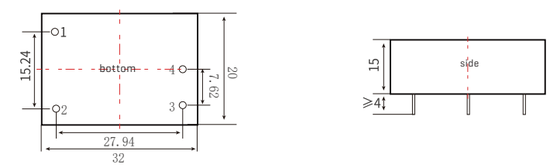

Pin Connections

Pin#	Function
1	-Vin
2	+Vin
3	+Vo
4	-Vo

·PDP15

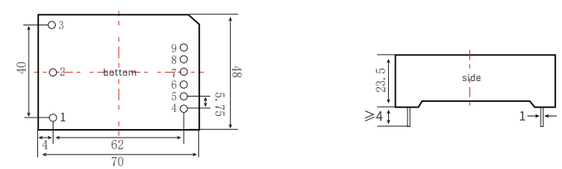

Pin Connections

Pin#	Function DXX	Function SXX
1	No Pin	No Pin
2	-Vin	-Vin
3	+Vin	+Vin
4	No Pin	No Pin
5	-Vo2	-Vo
6	No Pin	No Pin
7	COM	No Pin
8	No Pin	No Pin
9	-Vo1	+Vo

·PDP40/PDP60R2

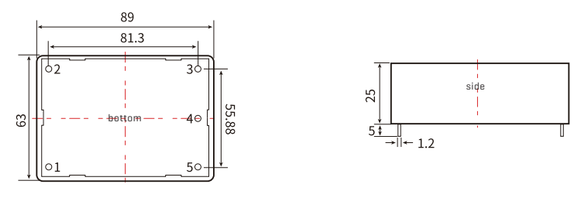

Pin Connections

Pin#	Function
1	-Vin
2	+Vin
3	NC
4	-Vo
5	+Vo

·PDP60

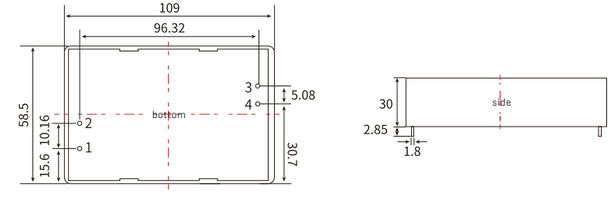

Pin Connections

Pin#	Function
1	-Vin
2	+Vin
3	-Vo
4	+Vo

high-voltage input power supply

Power high voltage input
Low Ripple and Noise
Low standby power consumption ≤30mW
Over temperature, over voltage protection
High efficiency, high power density, ultra-miniaturization
Industrial grade product design
AC/DC dual input
100% high temperature aging and testing
Warranty for three years

NEW

Ac and DC high voltage input series (3-20W)

Model Selections

Model	power	Input Voltage (VDC)	Output Voltage (Vo)	Output Current (Lo)	Efficiency (%)
PSFA03-3S03	3W	85-528 100-745	3.3V	0.6A	63
PSFA03-3S05	3W		5V	0.6A	68
PSFA03-3S09	3W		9V	0.33A	72
PSFA03-3S12	3W		12V	0.25A	74
PSFA03-3S15	3W		15V	0.2A	76
PSFA03-3S24	3W		24V	0.125A	80

Model	power	Input Voltage (VDC)	Output 1 (Vo1/Lo1)	Output2 (Vo2/Lo2)	Efficiency (%)
PSF15-3D1205	15W	57-528Vac 80-745Vdc	13.5V/1A	5V/0.3A	79
PSF20-3D0512	20W	165-465Vac 200-650Vdc	5V/2.5A	12V/0.2A	78
PSF20-3D0524	20W		5V/2.5A	24V/0.2A	72
PSF20-3D1212	20W		12V/1.5A	12V/0.2A	78

MECHANICAL

·PSFA03

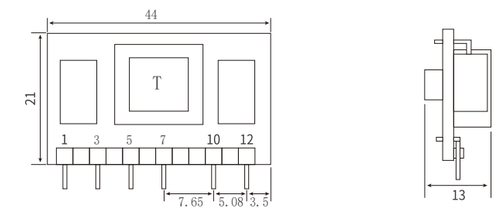

Pin Connections

Pin#	Function
1	AC(L)
3	AC(N)
5	+V
7	-V
10	-Vo
12	+Vo

·PSF15

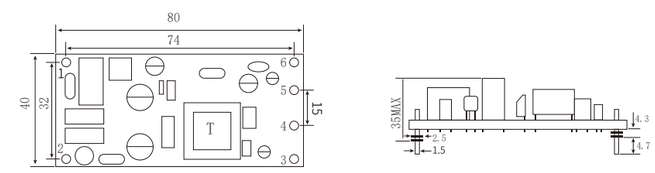

Pin Connections

Pin#	Function
1	AC(N)
2	AC(L)
3	+Vo2
4	-Vo2
5	-Vo1
6	+Vo1

·PSF20

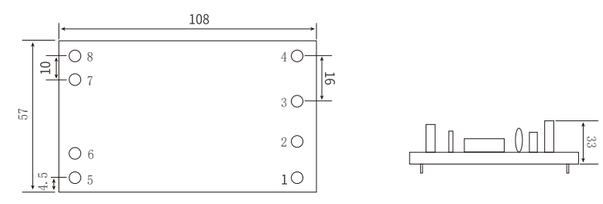

Pin Connections

Pin#	Function single lines	Function double lines
1	Zero line (N)	Zero line (N)
2	Phase line (A)	Phase line (A)
3	Phase line (B)	Phase line (B)
4	Phase line (C)	Phase line (C)
5	-Vo	-Vo1
6	+Vo	+Vo1
7	No Pin	-Vo2
8	NC	+Vo2

AC-DC Din Rail Mountable Power Supply

5V,12V,15V,24V,48V 15W

3 Year Warranty

100% high temperature aging and testing

Low ripple, noise

High efficiency, perfect protection function

Industrial product design, standard rail installation

Low power consumption, green environmental protection, no-load loss＜0.3W

Wide voltage input(85-264Vac, 100-370Vdc)

Dimension(WxHxD):17.5*90*54.5mm

HIS15-xx

Model Selections

Part Number	Iutput Voltage	Output Voltage	Output Current	Ripple & Noise	Efficiency	Certificate
HIS15-S05	85-264Vac 100-370Vdc	5.0V	2.4A	80mV	80%	CE, UL, CB, UKCA,TUV,SAA
HIS15-S12	85-264Vac 100-370Vdc	12V	1.25A	100mV	85%	CE, UL, CB, UKCA,TUV,SAA
HIS15-S15	85-264Vac 100-370Vdc	15V	1A	100mV	85%	CE, UL, CB, UKCA,TUV,SAA
HIS15-S24	85-264Vac 100-370Vdc	24V	0.63A	100mV	86%	CE, UL, CB, UKCA,TUV,SAA
HIS15-S48	85-264Vac 100-370Vdc	48V	0.32A	100mV	84%	CE, UL, CB, UKCA,TUV,SAA

MECHANICAL

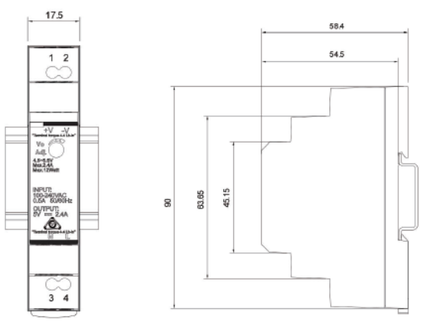



ADMISSIBLE DIN-RAIL:TS35/7.5 OR TS35/15

Pin Definition

Pin	definition	Pin	definition
1	+V	3	AC(L)
2	- V	4	AC(N)

Electrical Parameters

Input	Voltage range	85--264VAC 100 -- 370VDC
	Frequency	47 -- 63Hz
	current(typ.)	0.3A / 115VAC 0.16A / 230VAC
	Impulse current (typ)	Cold start 30 A / 115 VAC 60 A / 230 VAC
	Leakage current (typ)	＜1mA at 230VAC/50Hz
Output	Voltage accuracy	±2.0%（5V±3.0%）
	Source effect	±1.0%
	Load effect	±1.0%
	Start, rise time (typical)	1000ms,30ms/230VAC 2500ms, 50ms/115VAC at full load
	Output hold time (typical)	50ms/230VAC 10ms/115VAC at full load
Protections		Overcurrent and short circuit protection, capable of self recovery after troubleshooting
Environment	working temperature	-40 -- +70 ℃ (refer to the derating curve when≧50℃)
	Working humidity	85% .RH max
	Storage temperature	-40 -- +85, 10 -- 95% RH
	Temperature drift coefficient	0.03%/ (0~ 50℃)
	Vibration coefficient	10 -- 500Hz,2G10min./1cycle, 60min.each along X,Y,Z axes
Safety Satandards	Safety Standards	Compliant with UL1012
	Insulation withstand voltage	I/P-O/P:1.5KVAC(min)
	Insulation Resistance	I/P-O/P>100M Ohms/500VDC 25℃ 70% RH
	Conduction and radiation	Compliant with EN55011, EN55022 (CISPR22)
	Electrostatic discharge	IEC/EN 61000-4-2 level 4 8kV/15kV
	Radio frequency radiation immunity	IEC/EN 61000-4-3
	Electric fast transient pulse group	IEC/EN 61000-4-4 level 4 4kV
	Surge	IEC/EN 61000-4-5 level 4 2kV
Others	MTBF	200K hrs min. MIL-HDBK-217F(25)
	Dimension(WxHxD)	17.5*90*54.5mm

Power Derating Curve

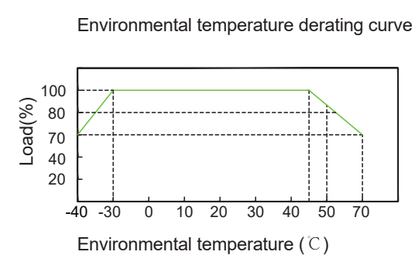

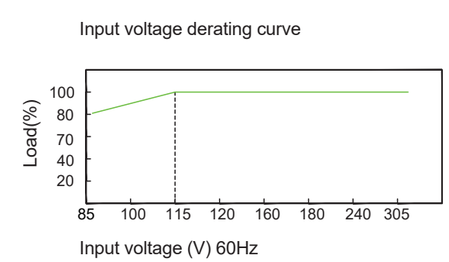

AC-DC Din Rail Mountable Power Supply

5V,12V,15V,24V,48V 30W

3 Year Warranty

100% high temperature aging and testing

Low ripple, noise

High efficiency, perfect protection function

Industrial product design, standard rail installation

Low power consumption, green environmental protection, no-load loss＜0.3W

Wide voltage input(85-264Vac, 100-370Vdc)

Dimension(WxHxD):35*90*54.5mm

HIS30-xx

Model Selections

Part Number	Iutput Voltage	Output Voltage	Output Current	Ripple & Noise	Efficiency	Certificate
HIS30-S05	85-264Vac 120-370Vdc	5.0V	3A	80mV	82%	CE, UL, CB, UKCA,TUV,SAA
HIS30-S12	85-264Vac 120-370Vdc	12V	2.5A	100mV	90%	CE, UL, CB, UKCA,TUV,SAA
HIS30-S15	85-264Vac 120-370Vdc	15V	2A	100mV	90%	CE, UL, CB, UKCA,TUV,SAA
HIS30-S24	85-264Vac 120-370Vdc	24V	1.25A	100mV	90%	CE, UL, CB, UKCA,TUV,SAA
HIS30-S48	85-264Vac 120-370Vdc	48V	0.625A	100mV	91%	CE, UL, CB, UKCA,TUV,SAA

MECHANICAL

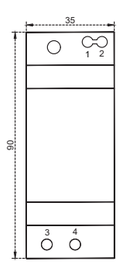

Front view

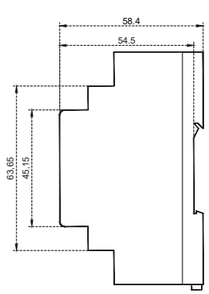

Side view

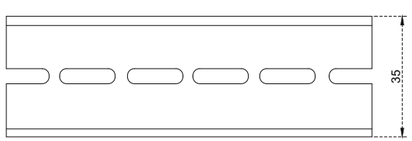

ADMISSIBLE DN-RAIL:TS35/7.5 OR TS35/15

Pin Definition

Pin	definition	Pin	definition
1	+V	3	AC(N)
2	- V	4	AC(L)

Electrical Parameters

Input	Voltage range	85--264VAC 100 -- 370VDC
	Frequency	47 -- 63Hz
	current(typ.)	0.5A / 115VAC 0.3A / 230VAC
	Impulse current (typ)	Cold start 30 A / 115 VAC 60 A / 230 VAC
	Leakage current (typ)	＜1mA at 230VAC/50Hz
Output	Voltage accuracy	±2.0%
	Source effect	±1.0%
	Load effect	±1.0%
	Start, rise time (typical)	30ms,30ms/230VAC 50ms, 50ms/115VAC at full load
	Output hold time (typical)	100ms/230VAC 50ms/115VAC at full load
Protections		Overcurrent and short circuit protection, capable of self recovery after troubleshooting
Environment	working temperature	-40 -- +70 ℃ (refer to the derating curve when≧50℃)
	Working humidity	85% .RH max
	Storage temperature	-40 -- +85, 10 -- 95% RH
	Temperature drift coefficient	0.03%/ (0~ 50℃)
	Vibration coefficient	10 -- 500Hz,2G10min./1cycle, 60min.each along X,Y,Z axes
Safety Satandards	Safety Standards	Compliant with UL1012
	Insulation withstand voltage	I/P-O/P:1.5KVAC(min)
	Insulation Resistance	I/P-O/P>100M Ohms/500VDC 25℃ 70% RH
	Conduction and radiation	Compliant with EN55011, EN55022 (CISPR22)
	Electrostatic discharge	IEC/EN 61000-4-2 level 4 8kV/15kV
	Radio frequency radiation immunity	IEC/EN 61000-4-3
	Electric fast transient pulse group	IEC/EN 61000-4-4 level 4 4kV
	Surge	IEC/EN 61000-4-5 level 4 2kV
Others	MTBF	
	Dimension(WxHxD)	35*90*54.5m

Power Derating Curve

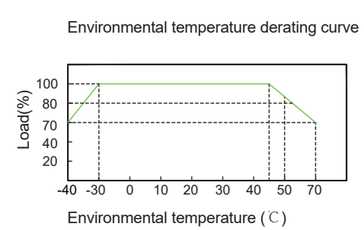

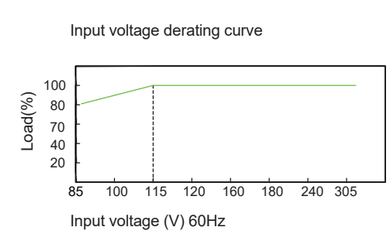

AC-DC Din Rail Mountable Power Supply

5V,12V,15V,24V 60W

3 Year Warranty

100% high temperature aging and testing

Low ripple, noise

High efficiency, perfect protection function

Industrial product design, standard rail installation

Low power consumption, green environmental protection, no-load loss＜0.3W

Wide voltage input(85-305Vac, 100-400Vdc)

Dimension(WxHxD):52.5*90*54.5mm

HIS60-xx

Model Selections

Part Number	Iutput Voltage	Output Voltage	Output Current	Ripple & Noise	Efficiency	Certificate
HIS60-S05	85-264Vac 100-370Vdc	5.0V	6.5A	100mV	80%	CE, UL, CB, UKCA,TUV,SAA
HIS60-S12	85-264Vac 100-370Vdc	12V	4.5A	100mV	89%	CE, UL, CB, UKCA,TUV,SAA
HIS60-S15	85-264Vac 100-370Vdc	15V	2.5A	120mV	88%	CE, UL, CB, UKCA,TUV,SAA
HIS60-S24	85-264Vac 100-370Vdc	24V	1.25A	120mV	90%	CE, UL, CB, UKCA,TUV,SAA

MECHANICAL

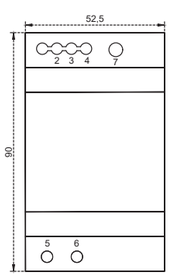

Front view

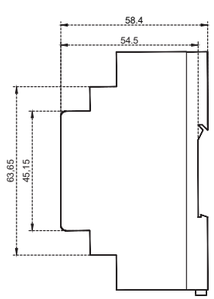

Side view

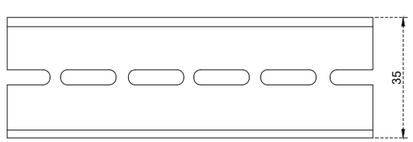

ADMISSIBLE DN-RAIL:TS35/7.5 OR TS35/15

Pin Definition

Pin	definition	Pin	definition
1	-V	5	AC(L)
2	-V	6	AC(N)
3	+V	7	Output voltage regulation
4	+V		

Electrical Parameters

Input	Voltage range	85--264VAC 100 -- 370VDC
	Frequency	47 -- 63Hz
	current(typ.)	1.1A / 115VAC 0.7A / 230VAC
	Impulse current (typ)	Cold start 30 A / 115 VAC 60 A / 230 VAC
	Leakage current (typ)	＜1mA at 230VAC/50Hz
Output	Voltage accuracy	±2.0%
	Source effect	±1.0%
	Load effect	1200ms,30ms/230VAC 3000ms, 50ms/115VAC at full load
	Start, rise time (typical)	50ms/230VAC 15ms/115VAC at full load
	Output hold time (typical)	
Protections		Overcurrent and short circuit protection, capable of self recovery after troubleshooting
Environment	working temperature	-40 -- +70 ℃ (refer to the derating curve when≧50℃)
	Working humidity	85% .RH max
	Storage temperature	-40 -- +85, 10 -- 95% RH
	Temperature drift coefficient	0.03%/ (0~ 50℃)
	Vibration coefficient	10 -- 500Hz,2G10min./1cycle, 60min.each along X,Y,Z axes
Safety Satandards	Safety Standards	Compliant with UL1012
	Insulation withstand voltage	I/P-O/P:1.5KVAC(min)
	Insulation Resistance	I/P-O/P>100M Ohms/500VDC 25℃ 70% RH
	Conduction and radiation	Compliant with EN55011, EN55022 (CISPR22)
	Electrostatic discharge	IEC/EN 61000-4-2 level 4 8kV/15kV
	Radio frequency radiation immunity	IEC/EN 61000-4-3
	Electric fast transient pulse group	IEC/EN 61000-4-4 level 4 2kV
	Surge	IEC/EN 61000-4-5 level 4 2kV
Others	MTBF	200K hrs min. MIL-HDBK-217F(25)
	Dimension(WxHxD)	52.5*90*54.5m

Power Derating Curve

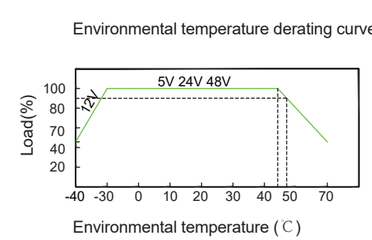

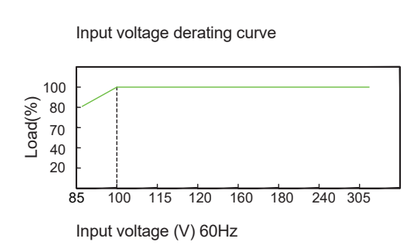

AC-DC Din Rail Mountable Power Supply

12V,15V,24V,48V 100W

3 Year Warranty

100% high temperature aging and testing

Low ripple, noise

High efficiency, perfect protection function

Industrial product design, standard rail installation

Low power consumption, green environmental protection, no-load loss＜0.3W

Wide voltage input(85-305Vac, 100-400Vdc)

Dimension(WxHxD):70*90*54.5mm

HIS100-xx

Model Selections

Part Number	Iutput Voltage	Output Voltage	Output Current	Ripple & Noise	Efficiency	Certificate
HIS100-S12	85-264Vac 100-370Vdc	12V	7.5A	100mV	90%	CE, UL, CB, UKCA,TUV,SAA
HIS100-S15	85-264Vac 100-370Vdc	15V	6.5A	100mV	90%	CE, UL, CB, UKCA,TUV,SAA
HIS100-S24	85-264Vac 100-370Vdc	24V	4.2A	100mV	89%	CE, UL, CB, UKCA,TUV,SAA
HIS100-S48	85-264Vac 100-370Vdc	48V	2.1A	100mV	89%	CE, UL, CB, UKCA,TUV,SAA

MECHANICAL

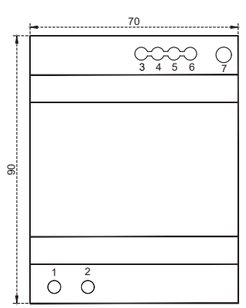

Front view

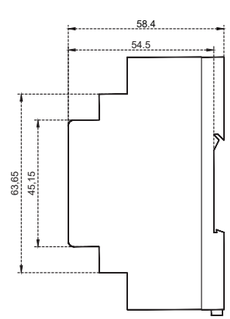

Side view

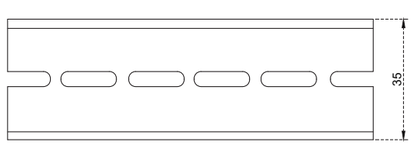

ADMISSIBLE DN-RAIL:TS35/7.5 OR TS35/15

Pin Definition

Pin	definition	Pin	definition
1	AC(L)	5	+V
2	AC(N)	6	+V
3	-V	7	Output voltage regulation
4	-V		

Electrical Parameters

Input	Voltage range	90--264VAC 100 -- 370VDC
	Frequency	47 -- 63Hz
	current(typ.)	1.6A / 115VAC 0.9A / 230VAC
	Impulse current (typ)	Cold start 30 A / 115 VAC 60 A / 230 VAC
	Leakage current (typ)	＜1mA at 230VAC/50Hz
Output	Voltage accuracy	±2.0%
	Source effect	±1.0%
	Load effect	±1.0%
	Start, rise time (typical)	30ms,30ms/230VAC 50ms, 50ms/115VAC at full load
	Output hold time (typical)	100ms/230VAC 100ms/115VAC at full load
Protections		Overcurrent and short circuit protection, capable of self recovery after troubleshooting
Environment	working temperature	-40 -- +70 ℃ (refer to the derating curve when≧50℃)
	Working humidity	85% .RH max
	Storage temperature	-40 -- +85, 10 -- 95% RH
	Temperature drift coefficient	0.03%/ (0~ 50℃)
	Vibration coefficient	10 -- 500Hz,2G10min./1cycle, 60min.each along X,Y,Z axes
Safety Satandards	Safety Standards	Compliant with UL1012
	Insulation withstand voltage	I/P-O/P:4KVAC(min)
	Insulation Resistance	I/P-O/P>100M Ohms/500VDC 25℃ 70% RH
	Conduction and radiation	Compliant with EN55011, EN55022 (CISPR22)
	Electrostatic discharge	IEC/EN 61000-4-2 level 4 8kV/15kV
	Radio frequency radiation immunity	IEC/EN 61000-4-3
	Electric fast transient pulse group	IEC/EN 61000-4-4 level 4 2kV
	Surge	IEC/EN 61000-4-5 level 4 2kV
Others	MTBF	200K hrs min. MIL-HDBK-217F(25)
	Dimension(WxHxD)	70*90*54.5m

Power Derating Curve

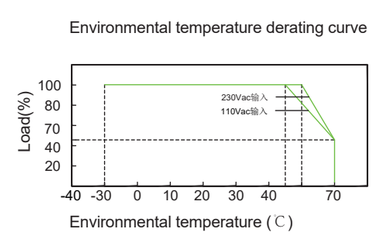

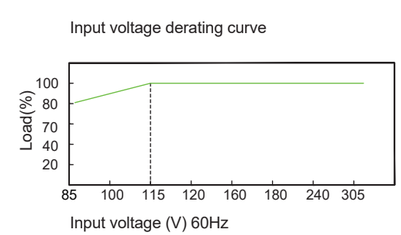

AC-DC Din Rail Mountable Power Supply

12V,15V,24V,48V 150W

3 Year Warranty

100% high temperature aging and testing

Low ripple, noise

High efficiency, perfect protection function

Industrial product design, standard rail installation

Low power consumption, green environmental protection, no-load loss＜0.3W

Wide voltage input(85-305Vac, 100-400Vdc)

Dimension(WxHxD):105*90*54.5mm

HIS150-xx

Model Selections

Part Number	Iutput Voltage	Output Voltage	Output Current	Ripple & Noise	Efficiency	Certificate
HIS150-S12	85-264Vac 100-370Vdc	12V	11.3A	100mV	88%	CE, UL, CB, UKCA,TUV,SAA
HIS150-S15	85-264Vac 100-370Vdc	15V	9.5A	120mV	89%	CE, UL, CB, UKCA,TUV,SAA
HIS150-S24	85-264Vac 100-370Vdc	24V	6.25A	150mV	89%	CE, UL, CB, UKCA,TUV,SAA
HIS150-S48	85-264Vac 100-370Vdc	48V	3.2A	200mV	90%	CE, UL, CB, UKCA,TUV,SAA

MECHANICAL

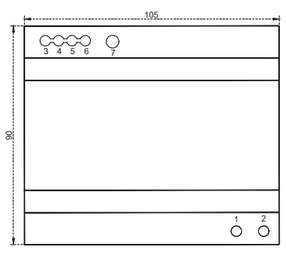

Front view

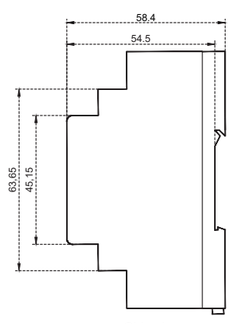

Side view

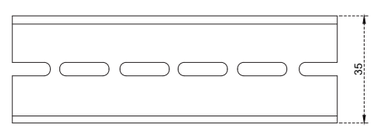

ADMISSIBLE DN-RAIL:TS35/7.5 OR TS35/15

Pin Definition

Pin	definition	Pin	definition
1	AC(N)	5	+V
2	AC(L)	6	+V
3	-V	7	Output voltage regulation
4	-V		

Electrical Parameters

Input	Voltage range	90--264VAC 100 -- 370VDC
	Frequency	47 -- 63Hz
	current(typ.)	2.5A / 115VAC 1.3A / 230VAC
	Impulse current (typ)	Cold start 30 A / 115 VAC 60 A / 230 VAC
	Leakage current (typ)	＜1mA at 230VAC/50Hz
Output	Voltage accuracy	±2.0%
	Source effect	±1.0%
	Load effect	±1.0%
	Start, rise time (typical)	1000ms,30ms/230VAC 2000ms, 50ms/115VAC at full load
	Output hold time (typical)	20ms/230VAC 10ms/115VAC at full load
Protections		Overcurrent and short circuit protection, capable of self recovery after troubleshooting
Environment	working temperature	-40 -- +70 ℃ (refer to the derating curve when≧50℃)
	Working humidity	85% .RH max
	Storage temperature	-40 -- +85, 10 -- 95% RH
	Temperature drift coefficient	0.03%/ (0~ 50℃)
	Vibration coefficient	10 -- 500Hz,2G10min./1cycle, 60min.each along X,Y,Z axes
Safety Satandards	Safety Standards	Compliant with UL1012
	Insulation withstand voltage	I/P-O/P:4KVAC(min)
	Insulation Resistance	I/P-O/P>100M Ohms/500VDC 25℃ 70% RH
	Conduction and radiation	Compliant with EN55011, EN55022 (CISPR22)
	Electrostatic discharge	IEC/EN 61000-4-2 level 4 8kV/15kV
	Radio frequency radiation immunity	IEC/EN 61000-4-3
	Electric fast transient pulse group	IEC/EN 61000-4-4 level 4 2kV
	Surge	IEC/EN 61000-4-5 level 4 2kV
Others	MTBF	200K hrs min. MIL-HDBK-217F(25)
	Dimension(WxHxD)	105*90*54.5m

Power Derating Curve

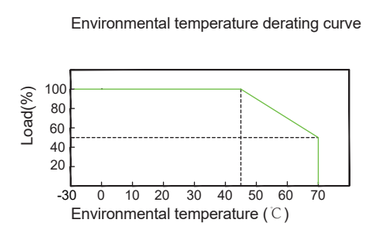

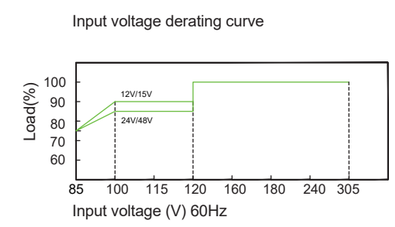

AC-DC Din Rail Mountable Power Supply

12V,15V,24V 15W

3 Year Warranty

100% Full Load Burn-in Test

Cooling by Free Air Convection

All Round Protections: Short Circuit, Over Voltage,

Over Current, Over Temperature

LED Indicator for DC Power On

LED Indicator for DC Low

Dimension(WxHxD):22.5 x 95.0 x 108.0mm

IS15-xx

Model Selections

Part Number	Iutput Voltage	Output Voltage	Output Current	Ripple & Noise	Efficiency	Certificate
IS15-12	90-264VAC	12V	0-1.2A	12mV	80%	UL, CUL, CE, CB, FCC,UKCA
IS15-15	90-264VAC	15V	0-1A	15mV	80%	CE,UKCA
IS15-24	90-264VAC	24V	0-0.65A	15mV	83%	UL, CUL, CE, CB, FCC,UKCA

MECHANICAL

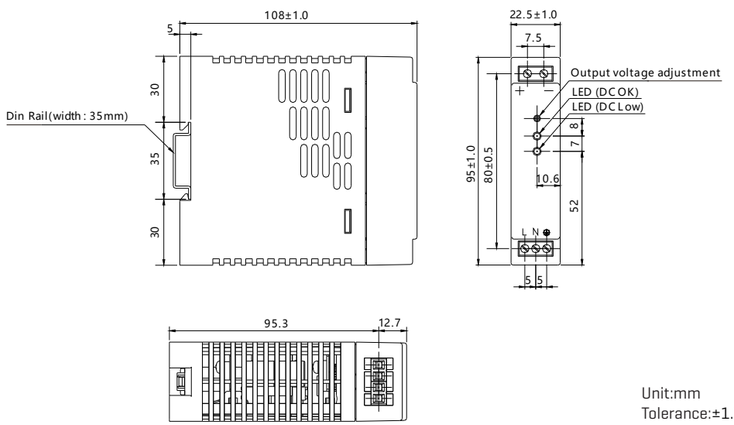

Unit:mm
Tolerance:±1.0

Electrical Parameters

Electrical Parameters		IS15-12	IS15-15	IS15-24
Input	Frequency	47-63Hz		
	AC current	0.28A(full load,115Vac input);0.15A(full load,230Vac input)		
	Inrush current(typ.)	30A(full load,115Vac input);60A(full load,230Vac input)		
	Standby consumption	1.7W		
Output	Voltage adjustment	1.6-12.3V	13-16V	23.5-24.5V
	Voltage accuracy	±1%		
	Line regulation	1%		
	Load regulation	1%		
	Turn-on delay time	100ms(full load,115Vac input)		
	Hold up time	20ms(full load,115Vac input)		
Protections	Short circuit	Hiccup mode,it will recover automatically after fault condition is removed		
	Over voltage	Cut off output voltage,the power supply will recover after the power is turned on again		
	Over current	Cut off output current,the power supply will recover after the power is turned on again		
	Over temperature	When temperature back to normal,the power supply will recover after the power is turned on again		
Environment	Operating temperature	-35~+70℃		
	Operating humidity	20~95%,no condensing		
	Storage temperature	-40~+85℃		
	Storage humidity	5~95% RH		
Safety Satandards	Safety Standards	Design refer to UL60950-1,EN60950-1		
	EMC	Design refer to EN55032:2015,EN55024:2010/A1:2015		
	Insulation voltage	I/P-O/P:3KVac,I/P-FG:1.5KVac,O/P-FG:0.5KVac		
Others	Application	Industrial control systems,factory automation,electro mechancial equipments,etc.		
	MTBF	200K Hours		
	Dimension(WxHxD)	22.5x95.0x108.0mm		

Power Derating Curve

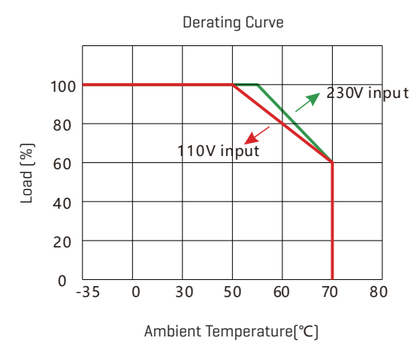

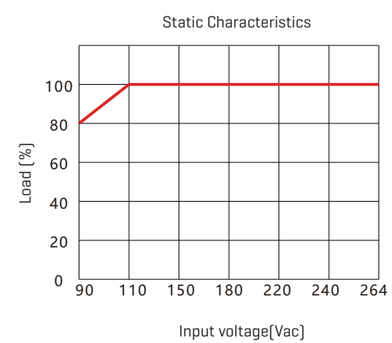

AC-DC Din Rail Mountable Power Supply

5V,12V,15V,24V 30W

3 Year Warranty

100% Full Load Burn-in Test

Cooling by Free Air Convection

All Round Protections: Short Circuit, Over Voltage, Over Current, Over Temperature

LED Indicator for DC Power On

LED Indicator for DC Low

Dimension(WxHxD):36.0 x 95.0 x 108.0mm

IS30-xx

Model Selections

Part Number	Iutput Voltage	Output Voltage	Output Current	Ripple & Noise	Efficiency	Certificate
IS30-5	90-264VAC	5V	0-5A	32mV	78%	UL,CUL,CE,CB,FCC,UKCA
IS30-12	90-264VAC	12V	0-2.5A	42mV	83%	UL,CUL,CE,CB,FCC,UKCA
IS30-15	90-264VAC	15V	0-2A	45mV	82%	CE,UKCA
IS30-24	90-264VAC	24V	0-1.3A	46mV	87%	UL,CUL,CE,CB,FCC,UKCA

MECHANICAL

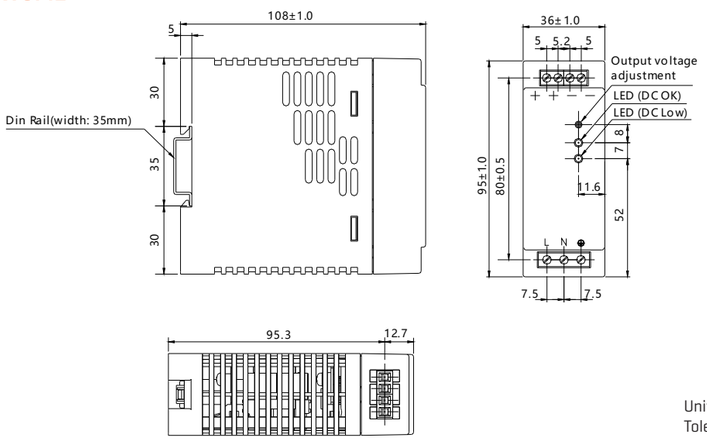

Unit:mm
Tolerance:±1.0

Electrical Parameters

Electrical Parameters		IS30-5	IS30-12	IS30-15	IS30-24
Input	Frequency	47-63Hz			
	AC current	0.65A(full load,115Vac input);0.35A(full load,230Vac input)			
	Inrush current(typ.)	30A(full load,115Vac input);60A(full load,230Vac input)			
	Standby consumption	1W			
Output	Voltage adjustment	4.5-5.3V	11.6-12.3V	13-16V	23.5-24.5V
	Voltage accuracy	±1%			
	Line regulation	1%			
	Load regulation	1%			
	Turn-on delay time	100ms(full load,115Vac input)			
	Hold up time	20ms(full load,115Vac input)			
Protections	Short circuit	Hiccup mode,it will recover automatically after fault condition is removed			
	Over voltage	Cut off output voltage,the power supply will recover after the power is turned on again			
	Over current	Cut off output current,the power supply will recover after the power is turned on again			
	Over temperature	When temperature back to normal,the power supply will recover after the power is turned on again			
Environment	Operating temperature	-35~+70℃			
	Operating humidity	20~95%,no condensing			
	Storage temperature	-40~+85℃			
	Storage humidity	5~95% RH			
Safety Satandards	Safety Standards	Design refer to UL60950-1,EN60950-1			
	EMC	Design refer to EN55032:2015,EN55024:2010/A1:2015			
	Insulation voltage	I/P-O/P:3KVac,I/P-FG:1.5KVac,O/P-FG:0.5KVac			
Others	Application	Industrial control systems,factory automation,electro mechancial equipments,etc.			
	MTBF	200K Hours			
	Dimension(WxHxD)	36.0x95.0x108.0mm			

Power Derating Curve

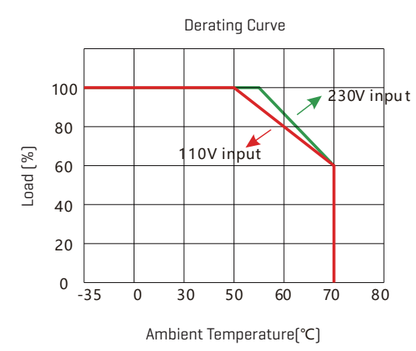

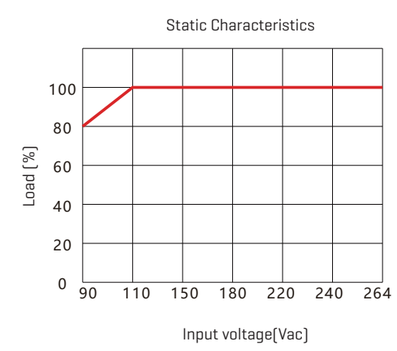

AC-DC Din Rail Mountable Power Supply

12V,24V,48V 50W

3 Year Warranty

100% Full Load Burn-in Test

Cooling by Free Air Convection

All Round Protections: Short Circuit, Over Voltage, Over Current, Over Temperature

LED Indicator for DC Power On

LED Indicator for DC Low

Dimension(WxHxD):30.0 x 130.0 x 125.0mm

IS50-xx

Model Selections

Part Number	Iutput Voltage	Output Voltage	Output Current	Ripple & Noise	Efficiency	Certificate
IS50-12	90-264VAC	12V	0-4.2A	25mV	81%	UL,CUL,CE,CB,FCC,UKCA
IS50-24	90-264VAC	24V	0-2.2A	40mV	86%	UL,CUL,CE,CB,FCC,UKCA
IS50-48	90-264VAC	48V	0-1.1A	45mV	87%	UL,CUL,CE,CB,FCC,UKCA

MECHANICAL

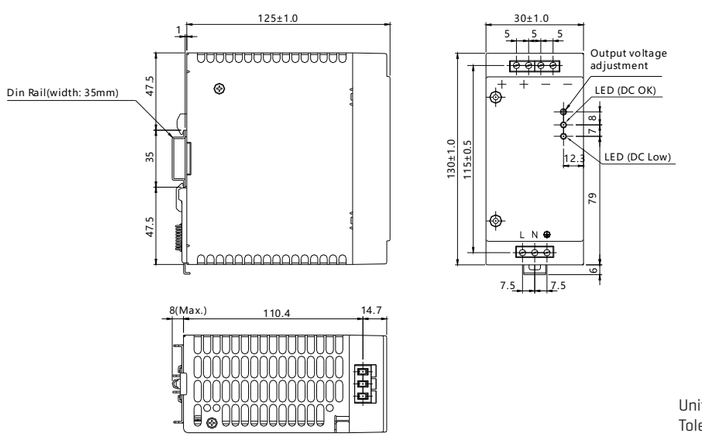

Unit:mm
Tolerance:±1.0

Electrical Parameters

Electrical Parameters		IS50-12	IS50-24	IS50-48
Input	Frequency	47-63Hz		
	AC current	1.06A(full load,115Vac input);0.52A(full load,230Vac input)		
	Inrush current(typ.)	30A(full load,115Vac input);60A(full load,230Vac input)		
	Standby consumption	2W		
Output	Voltage adjustment	11.6-12.3V	23.5-24.5V	47.5-48.3V
	Voltage accuracy	±1%		
	Line regulation	1%		
	Load regulation	1%		
	Turn-on delay time	560ms(full load,115Vac input)		
	Hold up time	20ms(full load,115Vac input)		
Protections	Short circuit	Hiccup mode,it will recover automatically after fault condition is removed		
	Over voltage	Cut off output voltage,the power supply will recover after the power is turned on again		
	Over current	Cut off output current,the power supply will recover after the power is turned on again		
	Over temperature	When temperature back to normal,the power supply will recover after the power is turned on again		
Environment	Operating temperature	-30~+70℃		
	Operating humidity	20~95%,no condensing		
	Storage temperature	-40~+85℃		
	Storage humidity	5~95% RH		
Safety Satandards	Safety Standards	Design refer to UL60950-1,EN60950-1		
	EMC	Design refer to EN55032:2015,EN55024:2010/A1:2015		
	Insulation voltage	I/P-O/P:3KVac,I/P-FG:1.5KVac,O/P-FG:0.5KVac		
Others	Application	Industrial control systems,factory automation,electro mechancial equipments,etc.		
	MTBF	200K Hours		
	Dimension(WxHxD)	30.0x130.0x125.0mm		

Power Derating Curve

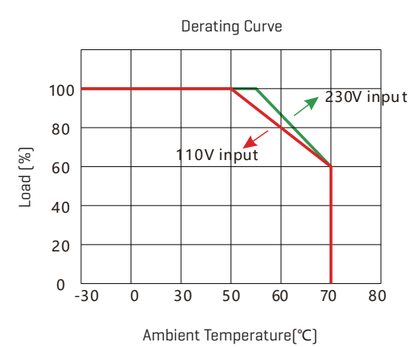

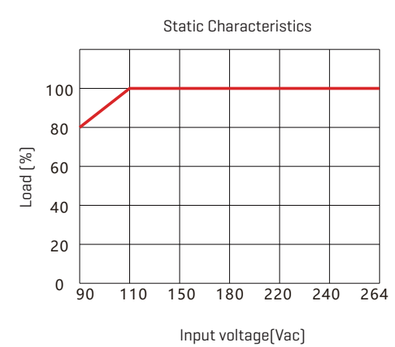

AC-DC Din Rail Mountable Power Supply

12V,15V,24V,48V 70W

3 Year Warranty

100% Full Load Burn-in Test

Cooling by Free Air Convection

All Round Protections: Short Circuit, Over Voltage,

Over Current, Over Temperature

LED Indicator for DC Power On

LED Indicator for DC Low

Dimension(WxHxD):33.0 x 130.0 x 125.0mm

IS70-xx

Model Selections

Part Number	Iutput Voltage	Output Voltage	Output Current	Ripple & Noise	Efficiency	Certificate
IS70-12	90-264VAC	12V	0-5A	100mV	84%	UL,CUL,CE,CB,FCC,UKCA
IS70-15	90-264VAC	15V	0-4.6A	120mV	84%	CE,UKCA
IS70-24	90-264VAC	24V	0-3A	120mV	86%	UL,CUL,CE,CB,FCC,UKCA
IS70-48	90-264VAC	48V	0-1.5A	240mV	86%	UL,CUL,CE,CB,FCC,UKCA

MECHANICAL

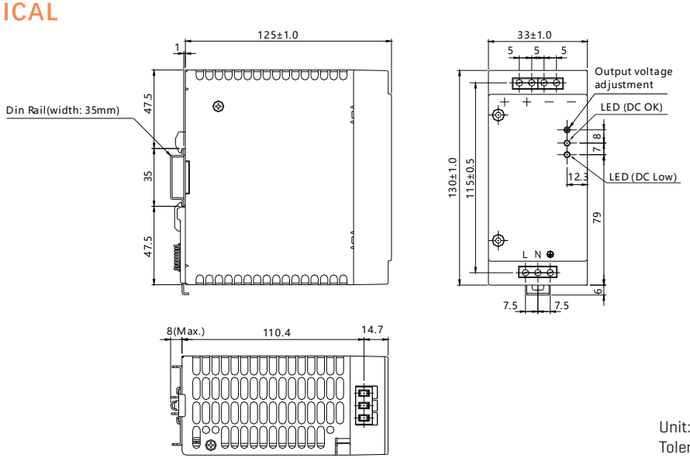

Unit:mm
Tolerance:±1.0

Electrical Parameters

Electrical Parameters		IS70-12	IS70-15	IS70-24	IS70-48
Input	Frequency	47-63Hz			
	AC current	1.6A(full load,115Vac input);0.8A(full load,230Vac input)			
	Inrush current(typ.)	30A(full load,115Vac input);60A(full load,230Vac input)			
	Standby consumption	4W			
Output	Voltage adjustment	11-14V	13-16V	23-28V	47-55V
	Voltage accuracy	2%			
	Line regulation	2%			
	Load regulation	3%			
	Turn-on delay time	560ms(full load,115Vac input)			
	Hold up time	20ms(full load,115Vac input)			
Protections	Short circuit	Hiccup mode,it will recover automatically after fault condition is removed			
	Over voltage	Cut off output voltage,the power supply will recover after the power is turned on again			
	Over current	Cut off output current,the power supply will recover after the power is turned on again			
	Over temperature	When temperature back to normal,the power supply will recover after the power is turned on again			
Environment	Operating temperature	-30~+70℃			
	Operating humidity	20~95%,no condensing			
	Storage temperature	-40~+85℃			
	Storage humidity	5~95% RH			
Safety Satandards	Safety Standards	Design refer to UL60950-1,EN60950-1			
	EMC	Design refer to EN55032:2015,EN55024:2010/A1:2015			
	Insulation voltage	I/P-O/P:3KVac,I/P-FG:1.5KVac,O/P-FG:0.5KVac			
Others	Application	Industrial control systems,factory automation,electro mechancial equipments,etc.			
	MTBF	200K Hours			
	Dimension(WxHxD)	33.0x130.0x125.0mm			

Power Derating Curve

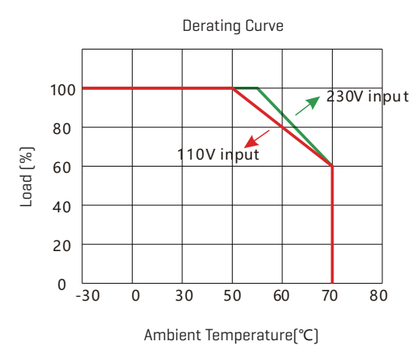

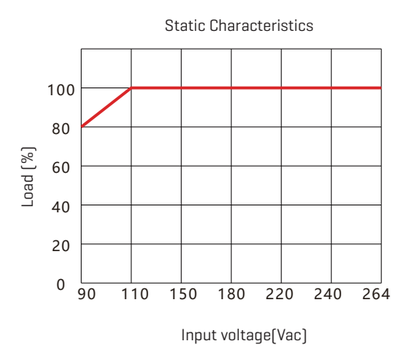

AC-DC Din Rail Mountable Power Supply

12V,15V,24V,48V 120W

3 Year Warranty

100% Full Load Burn-in Test

Cooling by Free Air Convection

All Round Protections: Short Circuit, Over Voltage,

Over Current, Over Temperature

LED Indicator for DC Power On

LED Indicator for DC Low

Dimension(WxHxD):40.0 x 130.0 x 125.0mm

IS120-xx

Model Selections

Part Number	Iutput Voltage	Output Voltage	Output Current	Ripple & Noise	Efficiency	Certificate
IS120-12	90-264VAC	12V	0-8A	100mV	82%	UL,CUL,CE,CB,FCC,UKCA
IS120-15	90-264VAC	15V	0-7A	120mV	82%	CE,UKCA
IS120-24	90-264VAC	24V	0-5A	120mV	85%	UL,CUL,CE,CB,FCC,UKCA
IS120-48	90-264VAC	48V	0-2.5A	240mV	86%	UL,CUL,CE,CB,FCC,UKCA

MECHANICAL

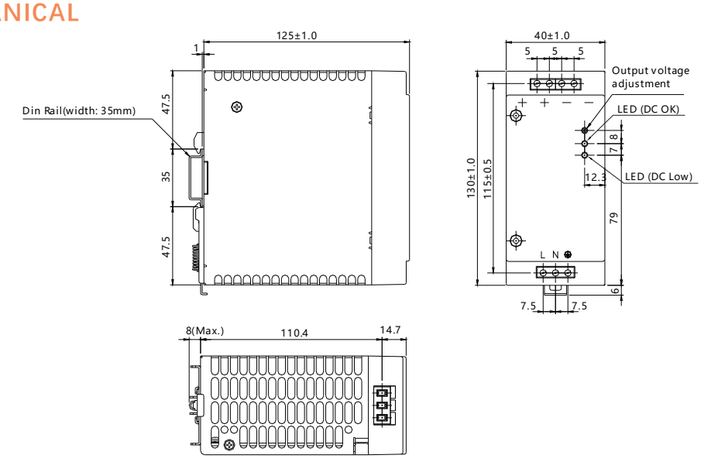

Unit:mm
Tolerance:±1.0

Electrical Parameters

Electrical Parameters		IS120-12	IS120-15	IS120-24	IS120-48
Input	Frequency	47-63Hz			
	AC current	2.6A(full load,115Vac input);1.3 A(full load,230Vac input)			
	Inrush current(typ.)	30A(full load,115Vac input);60A(full load,230Vac input)			
	Standby consumption	4W			
Output	Voltage adjustment	11-14V	13-16V	23-28V	47-55V
	Voltage accuracy	2%			
	Line regulation	2%			
	Load regulation	3%			
	Turn-on delay time	560ms(full load,115Vac input)			
	Hold up time	20ms(full load,115Vac input)			
Protections	Short circuit	Hiccup mode,it will recover automatically after fault condition is removed			
	Over voltage	Cut off output voltage,the power supply will recover after the power is turned on again			
	Over current	Cut off output current,the power supply will recover after the power is turned on again			
	Over temperature	When temperature back to normal,the power supply will recover after the power is turned on again			
Environment	Operating temperature	-30~+70℃			
	Operating humidity	20~95%,no condensing			
	Storage temperature	-40~+85℃			
	Storage humidity	5~95% RH			
Safety Satandards	Safety Standards	Design refer to UL60950-1,EN60950-1			
	EMC	Design refer to EN55032:2015,EN55024:2010/A1:2015			
	Insulation voltage	I/P-O/P:3KVac,I/P-FG:1.5KVac,O/P-FG:0.5KVac			
Others	Application	Industrial control systems,factory automation,electro mechancial equipments,etc.			
	MTBF	200K Hours			
	Dimension(WxHxD)	40.0x130.0x125.0mm			

Power Derating Curve

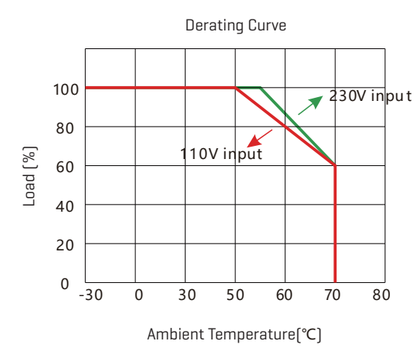

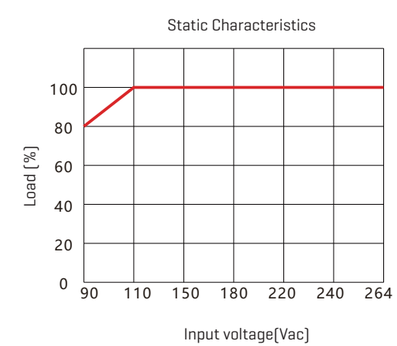

AC-DC Din Rail Mountable Power Supply

24V,48V 240W

3 Year Warranty

100% Full Load Burn-in Test

Cooling by Free Air Convection

All Round Protections: Short Circuit, Over Voltage, Over Current, Over Temperature

LED Indicator for DC Power On

LED Indicator for DC Low

Dimension(WxHxD):60.0 x 130.0 x 125.0mm

IS240-xx

Model Selections

Part Number	Iutput Voltage	Output Voltage	Output Current	Ripple & Noise	Efficiency	Certificate
IS240-24	90-264VAC	24V	0-10A	1%	90%	UL,CUL,CE,CB,FCC,UKCA
IS240-48	90-264VAC	48V	0-5A	1%	91%	UL,CUL,CE,CB,FCC,UKCA

MECHANICAL

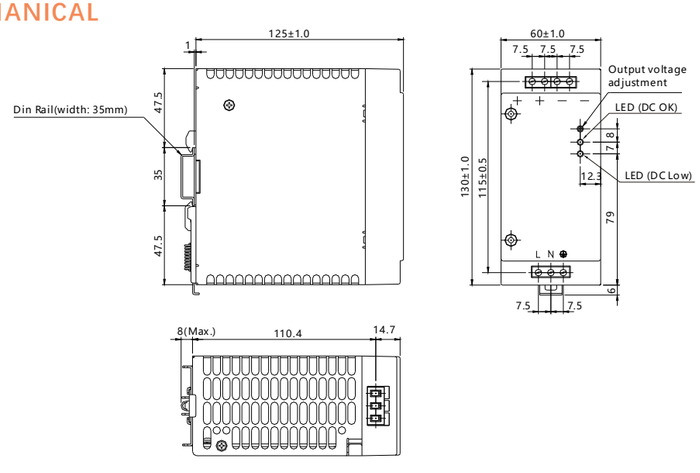

Unit:mm
Tolerance:±1.0

Electrical Parameters

Electrical Parameters		IS240-24	IS240-48
Input	Frequency	47-63Hz	
	AC current	2.6A(full load,115Vac input);1.3A(full load,230Vac input)	
	Power factor	0.99(full load,115Vac input);0.96(full load,230Vac input)	
	Inrush current(typ.)	35A(full load,115Vac input);65A(full load,230Vac input)	
	Standby consumption	5W	
Output	Voltage adjustment	22-28V	45-55V
	Voltage accuracy	2%	
	Line regulation	2%	
	Load regulation	3%	
	Turn-on delay time	3600ms(full load,115Vac input)	
	Hold up time	20ms(full load,115Vac input)	
Protections	Short circuit	Hiccup mode,it will recover automatically after fault condition is removed	
	Over voltage	Cut off output voltage,the power supply will recover after the power is turned on again	
	Over current	Cut off output current,the power supply will recover after the power is turned on again	
	Over temperature	When temperature back to normal,the power supply will recover after the power is turned on again	
Environment	Operating temperature	-35~+70℃	
	Operating humidity	20~95%,no condensing	
	Storage temperature	-40~+85℃	
	Storage humidity	5~95% RH	
Safety Satandards	Safety Standards	Design refer to UL60950-1,EN60950-1	
	EMC	Design refer to EN55032:2015,EN55024:2010/A1:2015	
	Insulation voltage	I/P-O/P:3KVac,I/P-FG:1.5KVac,O/P-FG:0.5KVac	
Others	Application	Industrial control systems,factory automation,electro mechancial equipments,etc.	
	MTBF	230K Hours	
	Dimension(WxHxD)	60.0x130.0x125.0mm	

Power Derating Curve

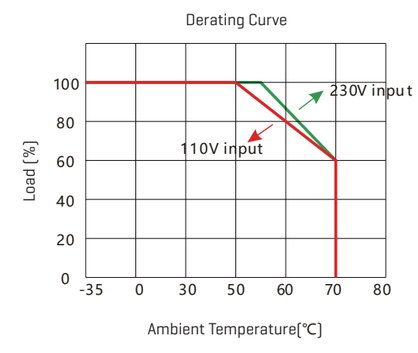

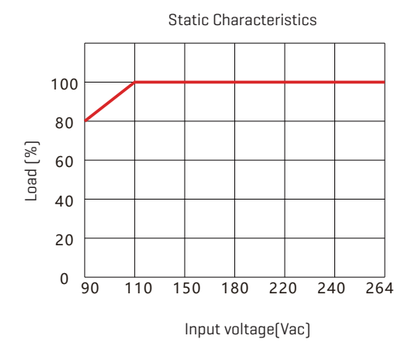

AC-DC Din Rail Mountable Power Supply

24V,48V 480W

3 Year Warranty

100% Full Load Burn-in Test

Cooling by Free Air Convection

All Round Protections: Short Circuit, Over Voltage, Over Current, Over Temperature

LED Indicator for DC Power On

LED Indicator for DC Low

Dimension(WxHxD):60.0 x 130.0 x 125.0mm

IS480-xx

Model Selections

Part Number	Iutput Voltage	Output Voltage	Output Current	Ripple & Noise	Efficiency	Certificate
IS240-24	90-264VAC	24V	0-10A	1%	90%	UL,CUL,CE,CB,FCC,UKCA
IS240-48	90-264VAC	48V	0-5A	1%	91%	UL,CUL,CE,CB,FCC,UKCA

MECHANICAL

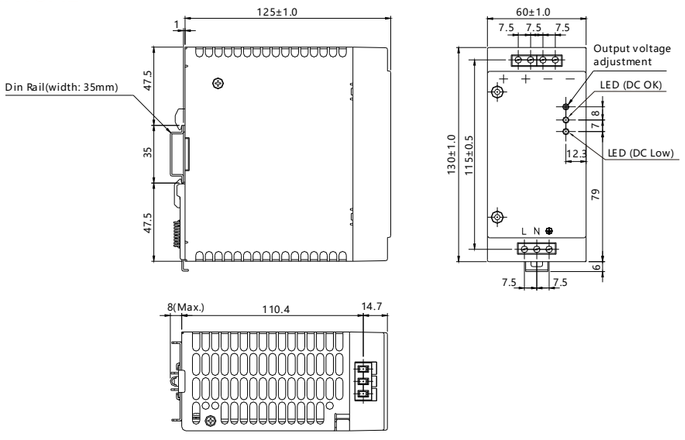

Unit:mm
Tolerance:±1.0

Electrical Parameters

Electrical Parameters		IS480-24	IS480-48
Input	Frequency	47-63Hz	
	AC current	5A(full load,115Vac input);2.5A(full load,230Vac input)	
	Power factor	0.99(full load,115Vac input);0.97(full load,230Vac input)	
	Inrush current(typ.)	40A(full load,115Vac input);80A(full load,230Vac input)	
	Standby consumption	5W	
Output	Voltage adjustment	22-27V	43-52V
	Voltage accuracy	2%	
	Line regulation	2%	
	Load regulation	3%	
	Turn-on delay time	3600ms(full load,115Vac input)	
	Hold up time	20ms(full load,115Vac input)	
Protections	Short circuit	Hiccup mode,it will recover automatically after fault condition is removed	
	Over voltage	Cut off output voltage,the power supply will recover after the power is turned on again	
	Over current	Cut off output current,the power supply will recover after the power is turned on again	
	Over temperature	When temperature back to normal,the power supply will recover after the power is turned on again	
Environment	Operating temperature	-25~+70℃	
	Operating humidity	20~95%,no condensing	
	Storage temperature	-40~+85℃	
	Storage humidity	5~95% RH	
Safety Satandards	Safety Standards	Design refer to UL60950-1,EN60950-1	
	EMC	Design refer to EN55032:2015,EN55024:2010/A1:2015	
	Insulation voltage	I/P-O/P:3KVac,I/P-FG:1.5KVac,O/P-FG:0.5KVac	
Others	Application	Industrial control systems,factory automation,electro mechancial equipments,etc.	
	MTBF	230K Hours	
	Dimension(WxHxD)	60.0x130.0x125.0mm	

Power Derating Curve

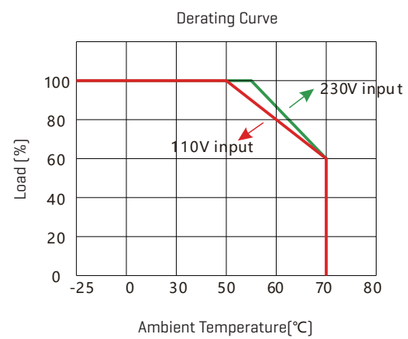

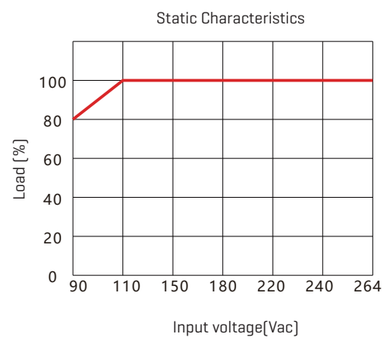

AC-DC Din Rail Mounted Power Supply

5V,12V,24V 30W

3 Year Warranty

Universal Input 90~264Vac

100% Full Load Burn-in Test

Cooling by Free Air Convection

All Round Protections: Short Circuit, Over Voltage, Over Current, Over Temperature

LED Indicator for DC Power On

LED Indicator for DC Low

Dimension(WxHxD):22.5 x 95.0 x 108.0mm

PIS30-xx

Model Selections

Part Number	Iutput Voltage	Output Voltage	Output Current	Ripple & Noise	Efficiency Min	Efficiency Typ	Certificate
PIS30-5	90-264VAC	5V	5A	80mV	82%	85%	CE CB UL FCC UKCA SAA RCM EAC TUV
PIS30-12	90-264VAC	12V	2.5A	120mV	84%	88%	CE CB UL FCC UKCA SAA RCM EAC TUV
PIS30-24	90-264VAC	24V	1.3A	150mV	84%	89%	CE CB UL FCC UKCA SAA RCM EAC TUV

MECHANICAL

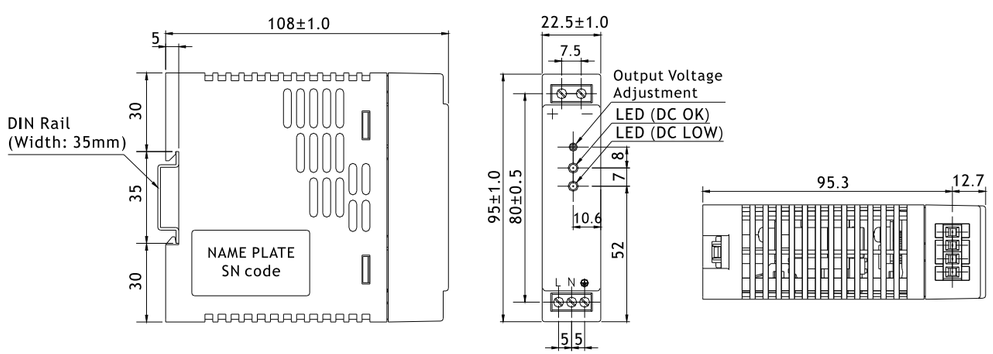

Electrical Parameters

Input	voltage	90-264Vac		
	Frequency	47-63Hz		
	AC current	1.2A(full load,115Vac input);0.8A(full load,230Vac input)		
	Inrush current(typ.)	30A(full load,115Vac input);60A(full load,230Vac input)		
	Standby consumption	4W		
Output	Voltage adjustment	4.7-5.3V	11-13V	22-26V
	Voltage accuracy	±1%		
	Line regulation	±2%		
	Load regulation	1%		
	Turn-on delay time	500ms(full load,115Vac input)		
	Hold up time	12ms(full load,115Vac input)		
Protections	Short circuit	Shut off output voltage, the power supply will recover after the power is turned on again		
	Over voltage	PIS30-5: over voltage protection value 5.75-6.75V PIS30-12: over voltage protection value 15-17V PIS30-24: over voltage protection value 28-32V		
	Over load	Protection type : Constant current limiting, recovers automatically after fault condition is removed		
	Over temperature	(1) When the ambient temperature exceeds above over temperature protection value, the protection will be started and the output voltage will be cut off in order to protect the power supply; (2) The power supply will recover after the power is turned on again		
Environment	Operating temperature	-30~+70℃		
	Operating humidity	20~95%,no condensing		
	Storage temperature	-40~+85℃		
	MTBF	2800 Khrs		
	DC-OK led	LED(Green) DC OK LED light will be ON when the power supply is properly operated		
	DC-Low led	LED(Red)DC Low LED light will be ON:(1) when output voltage is below 85%(±2.5%) from the rated outputvoltage;(2) when get over voltage, over current, over temperature and short circuit fault		
Safety Satandards	Safety Standards	UI508, TUV BS EN/EN62368-1, EAC TP TC 004 approved;(meet BS EN/EN60204-1)		
	EMC EMISSION	Compliance to BS EN/EN55032 (CISPR32), BS EN/EN61204-3 Class B, BS EN/EN61000-3-2,-3, EAC TP TC 020		
	Insulation voltage	I/P-O/P:3KVAC I/P-FG:2KVAC O/P-FG:0.5KVAC		

NOTE: Unless otherwise specified, all the above parameters are measured at ambient temperature of 25℃, rated load and Vin=115/230Vac.

Power Derating Curve

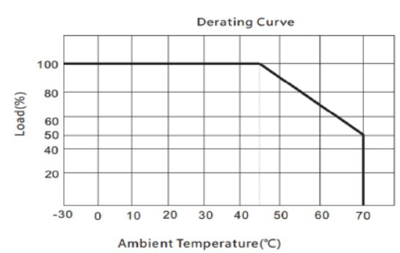

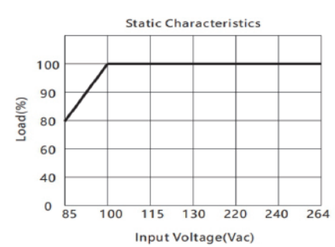

AC-DC Din Rail Mounted Power Supply

12V,24V,48V 50W

3 Year Warranty

Universal Input 90~264Vac

100% Full Load Burn-in Test

Cooling by Free Air Convection

All Round Protections: Short Circuit, Over Voltage, Over Current, Over Temperature

LED Indicator for DC Power On

LED Indicator for DC Low

Dimension(WxHxD):22.5 x 95.0 x 108.0mm

PIS50-xx

Model Selections

Part Number	Iutput Voltage	Output Voltage	Output Current	Ripple & Noise	Efficiency Min	Efficiency Typ	Certificate
PIS50-12	90-264VAC	12V	4.2A	80mV	78%	81%	CE CB UL FCC UKCA SAA RCM EAC TUV
PIS50-24	90-264VAC	24V	2.1A	120mV	83%	86%	CE CB UL FCC UKCA SAA RCM EAC TUV
PIS50-48	90-264VAC	48V	1.1A	150mV	84%	87%	CE CB UL FCC UKCA SAA RCM EAC TUV

MECHANICAL

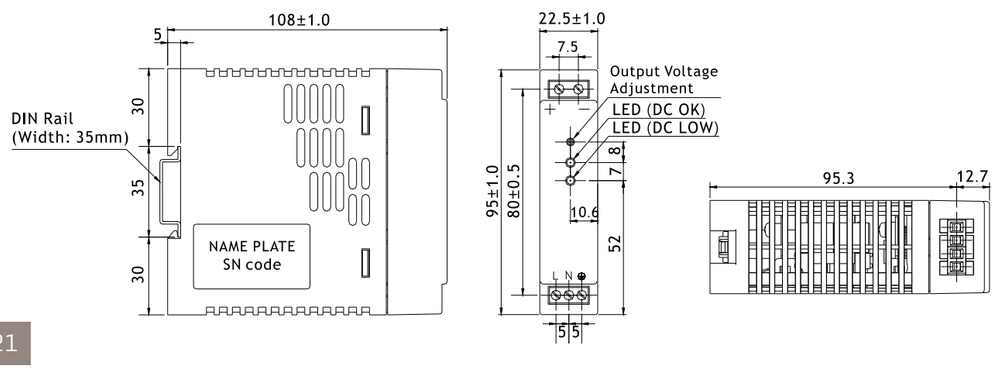

Electrical Parameters

Input	voltage	90-264Vac		
	Frequency	47-63Hz		
	AC current	1.06A(full load,115Vac input);0.52A(full load,230Vac input)		
	Inrush current(typ.)	30A(full load,115Vac input);60A(full load,230Vac input)		
	Standby consumption	2W		
Output	Voltage adjustment	12-14V	24-28V	48-55V
	Voltage accuracy	±1%		
	Line regulation	±1%		
	Load regulation	±1%		
	Turn-on delay time	500ms(full load,115Vac input)		
	Hold up time	12ms(full load,115Vac input)		
Protections	Short circuit	Shut off output voltage, the power supply will recover after the power is turned on again		
	Over voltage	PIS50-12: over voltage protection value 15-17V PIS50-24: over voltage protection value 28-32V PIS50-48: over voltage protection value 60-65V		
	Over load	Protection type : Constant current limiting, recovers automatically after fault condition is removed		
	Over temperature	(1) When the ambient temperature exceeds above over temperature protection value, the protection will be started and the output voltage will be cut off in order to protect the power supply; (2) The power supply will recover after the power is turned on again		
Environment	Operating temperature	-30~+70℃		
	Operating humidity	20~95%,no condensing		
	Storage temperature	-40~+85℃		
	MTBF	2800 Khrs		
	DC-OK led	LED(Green) DC OK LED light will be ON when the power supply is properly operated		
	DC-Low led	LED(Red) DC Low LED light will be ON:(1) when output voltage is below 85%(±2.5%) from the rated outputvoltage;(2) when get over voltage, over current, over temperature and short circuit fault		
Safety Satandards	Safety Standards	UI508, TUV BS EN/EN62368-1, EAC TP TC 004 approved;(meet BS EN/EN60204-1)		
	EMC EMISSION	Compliance to BS EN/EN55032 (CISPR32), BS EN/EN61204-3 Class B, BS EN/EN61000-3-2,-3, EAC TP TC 020		
	Insulation voltage	I/P-O/P:3KVAC I/P-FG:2KVAC O/P-FG:0.5KVAC		

NOTE: Unless otherwise specified, all the above parameters are measured at ambient temperature of 25℃, rated load and Vin=115/230Vac.

Power Derating Curve

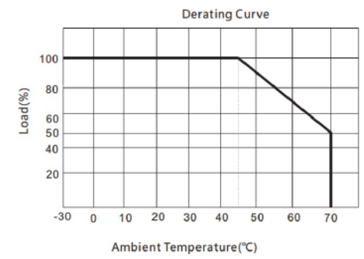

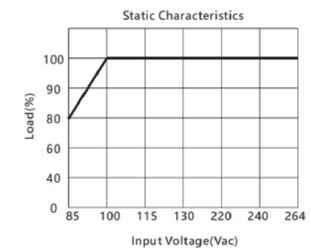

AC-DC Din Rail Mounted Power Supply

12V,24V,48V 75W

3 Year Warranty

Universal Input 90~264Vac

100% Full Load Burn-in Test

Cooling by Free Air Convection

All Round Protections: Short Circuit, Over Voltage, Over Current, Over Temperature

LED Indicator for DC Power On

LED Indicator for DC Low

Dimension(WxHxD):22.5 x 95.0 x 108.0mm

PIS75-xx

Model Selections

Part Number	Iutput Voltage	Output Voltage	Output Current	Ripple & Noise	Efficiency Min	Efficiency Typ	Certificate
PIS75-12	90-264VAC	12V	6.3A	80mV	86%	89%	CE CB UL FCC UKCA SAA RCM EAC TUV
PIS75-24	90-264VAC	24V	3.2A	120mV	86%	89%	CE CB UL FCC UKCA SAA RCM EAC TUV
PIS75-48	90-264VAC	48V	1.6A	150mV	87%	90%	CE CB UL FCC UKCA SAA RCM EAC TUV

MECHANICAL

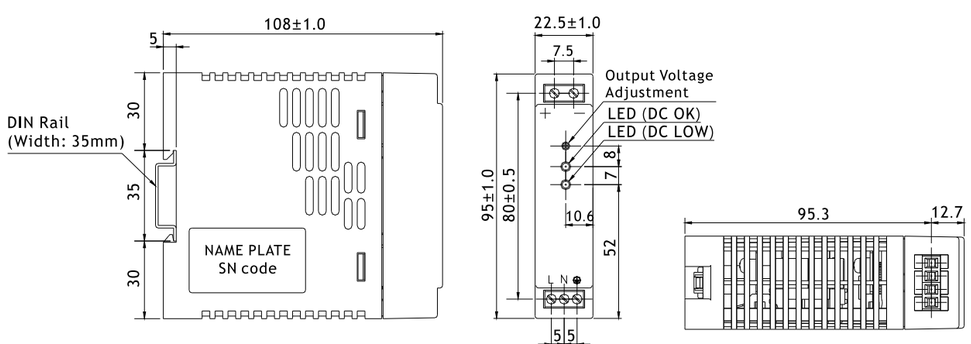

Electrical Parameters

Input	voltage	90-264Vac		
	Frequency	47-63Hz		
	AC current	1.4A(full load,115Vac input);0.85A(full load,230Vac input)		
	Inrush current(typ.)	30A(full load,115Vac input);50A(full load,230Vac input)		
	Standby consumption	2W		
Output	Voltage adjustment	11-13V	22-26V	43-53V
	Voltage accuracy	±1%		
	Line regulation	±0.5%		
	Load regulation	1%		
	Turn-on delay time	500ms(full load,115Vac input)		
	Hold up time	12ms(full load,115Vac input)		
Protections	Short circuit	Shut off output voltage, the power supply will recover after the power is turned on again		
	Over voltage	PIS75-12: over voltage protection value 15-17V PIS75-24: over voltage protection value 28-32V PIS75-48: over voltage protection value 60-65V		
	Over load	Protection type : Constant current limiting, recovers automatically after fault condition is removed		
	Over temperature	(1) When the ambient temperature exceeds above over temperature protection value, the protection will be started and the output voltage will be cut off in order to protect the power supply; (2) The power supply will recover after the power is turned on again		
Environment	Operating temperature	-30~+70℃		
	Operating humidity	20~95%,no condensing		
	Storage temperature	-40~+85℃		
	MTBF	2800 Khrs		
	DC-OK led	LED(Green) DC OK LED light will be ON when the power supply is properly operated		
	DC-Low led	LED(Red)DC Low LED light will be ON:(1) when output voltage is below 85%(±2.5%) from the rated outputvoltage;(2) when get over voltage, over current, over temperature and short circuit fault		
Safety Satandards	Safety Standards	UI508, TUV BS EN/EN62368-1, EAC TP TC 004 approved;(meet BS EN/EN60204-1)		
	EMC EMISSION	Compliance to BS EN/EN55032 (CISPR32), BS EN/EN61204-3 Class B, BS EN/EN61000-3-2,-3, EAC TP TC 020		
	Insulation voltage	I/P-O/P:3KVAC I/P-FG:2KVAC O/P-FG:0.5KVAC		

NOTE: Unless otherwise specified, all the above parameters are measured at ambient temperature of 25℃, rated load and Vin=115/230Vac.

Power Derating Curve

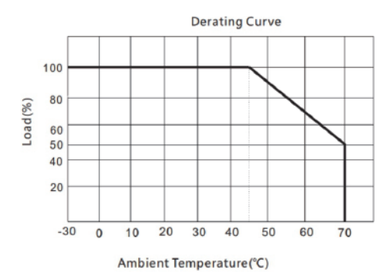

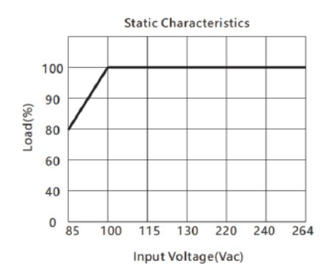

AC-DC Din Rail Mounted Power Supply

12V,24V,48V 120W

3 Year Warranty

Universal Input 90~264Vac

100% Full Load Burn-in Test

Cooling by Free Air Convection

All Round Protections: Short Circuit, Over Voltage, Over Current, Over Temperature

LED Indicator for DC Power On

LED Indicator for DC Low

Dimension(WxHxD):36.0 x 95.0 x 108.0mm

PIS120-xx

Model Selections

Part Number	Iutput Voltage	Output Voltage	Output Current	Ripple & Noise	Efficiency Min	Efficiency Typ	Certificate
PIS120-12	90-264VAC	12V	10A	100mV	83%	86%	CE CB UL FCC UKCA SAA RCM EAC TUV
PIS120-24	90-264VAC	24V	5A	120mV	85%	88%	CE CB UL FCC UKCA SAA RCM EAC TUV
PIS120-48	90-264VAC	48V	2.5A	150mV	86%	89%	CE CB UL FCC UKCA SAA RCM EAC TUV

MECHANICAL

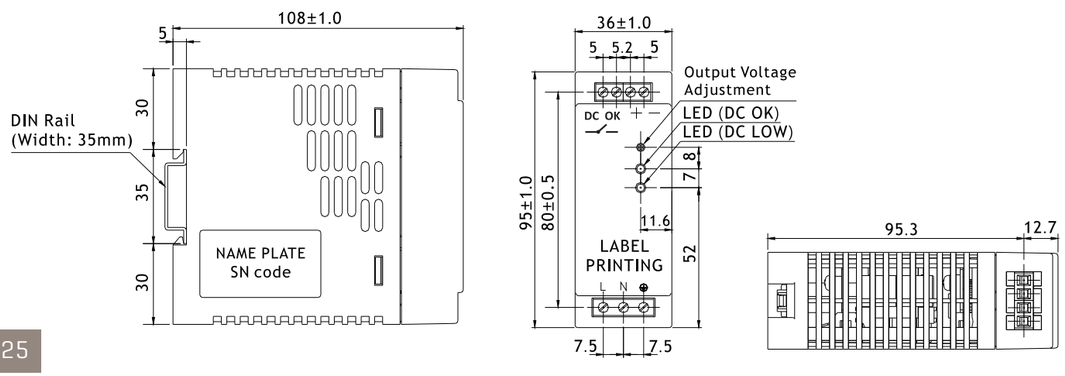

Electrical Parameters

Input	voltage	90-264Vac		
	Frequency	47-63Hz		
	AC current	2.25A(full load,115Vac input);1.3A(full load,230Vac input)		
	Inrush current(typ.)	20A(full load,115Vac input);35A(full load,230Vac input)		
	Standby consumption	2W		
Output	Voltage adjustment	11-14V	24-28V	48-55V
	Voltage accuracy	±1%		
	Line regulation	±0.5%		
	Load regulation	±1%		
	Turn-on delay time	500ms(full load,115Vac input)		
	Hold up time	12ms(full load,115Vac input)		
Protections	Short circuit	Shut off output voltage, the power supply will recover after the power is turned on again		
	Over voltage	PIS120-12: over voltage protection value 15-17V PIS120-24: over voltage protection value 28-32V PIS120-48: over voltage protection value 60-65V		
	Over load	Protection type : Constant current limiting, recovers automatically after fault condition is removed		
	Over temperature	(1) When the ambient temperature exceeds above over temperature protection value, the protection will be started and the output voltage will be cut off in order to protect the power supply; (2) The power supply will recover after the power is turned on again		
Environment	Operating temperature	-30~+70℃		
	Operating humidity	20~95%,no condensing		
	Storage temperature	-40~+85℃		
	MTBF	2800 Khrs		
	DC-OK led	LED(Green) DC OK LED light will be ON when the power supply is properly operated		
	DC-Low led	LED(Red) DC Low LED light will be ON:(1) when output voltage is below 85%(±2.5%) from the rated outputvoltage;(2) when get over voltage, over current, over temperature and short circuit fault		
Safety Satandards	Safety Standards	UI508, TUV BS EN/EN62368-1, EAC TP TC 004 approved;(meet BS EN/EN60204-1)		
	EMC EMISSION	Compliance to BS EN/EN55032 (CISPR32), BS EN/EN61204-3 Class B, BS EN/EN61000-3-2,-3, EAC TP TC 020		
	Insulation voltage	I/P-O/P:3KVAC I/P-FG:2KVAC O/P-FG:0.5KVAC		

NOTE: Unless otherwise specified, all the above parameters are measured at ambient temperature of 25℃, rated load and Vin=115/230Vac.

Power Derating Curve

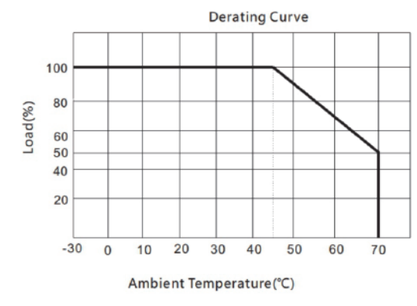

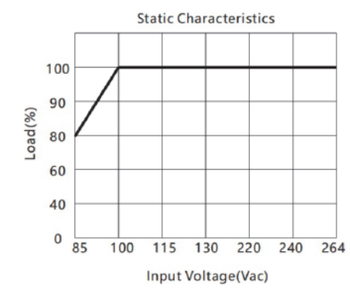

AC-DC Din Rail Mounted Power Supply

12V,24V,48V 75W

3 Year Warranty

Universal Input 90~264Vac

100% Full Load Burn-in Test

Cooling by Free Air Convection

All Round Protections: Short Circuit, Over Voltage, Over Current, Over Temperature

LED Indicator for DC Power On

LED Indicator for DC Low

Dimension(WxHxD):30.0 x 130.0 x 125.0mm

MIS75-xx

Model Selections

Part Number	Iutput Voltage	Output Voltage	Output Current	Ripple & Noise	Efficiency Min	Efficiency Typ	Certificate
MIS75-12	90-264VAC	12V	6.3A	100mV	86%	89%	CE CB UKCA SAA RCM EAC TUV
MIS75-24	90-264VAC	24V	3.2A	100mV	86%	89%	CE CB UKCA SAA RCM EAC TUV
MIS75-48	90-264VAC	48V	1.6A	120mV	87%	90%	CE CB UKCA SAA RCM EAC TUV

MECHANICAL

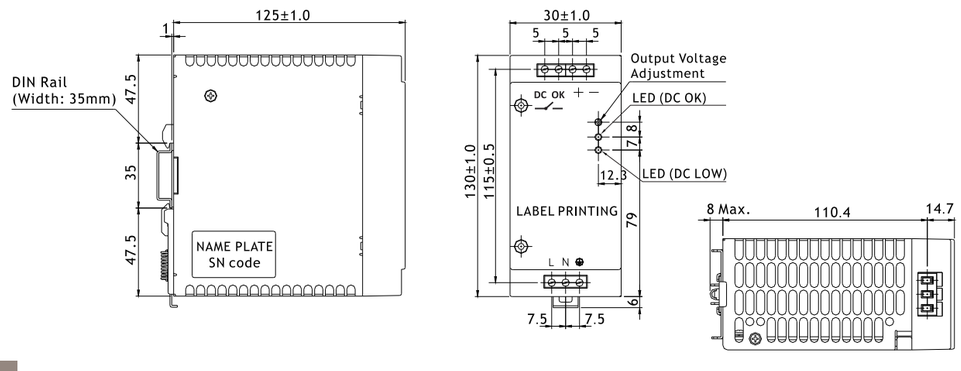

Electrical Parameters

Input	voltage	90-264Vac		
	Frequency	47-63Hz		
	AC current	1.4A(full load,115Vac input);0.85A(full load,230Vac input)		
	Inrush current(typ.)	30A(full load,115Vac input);50A(full load,230Vac input)		
	Standby consumption	2W		
Output	Voltage adjustment	12-14V	24-28V	48-55V
	Voltage accuracy	±1%		
	Line regulation	±0.5%		
	Load regulation	1%		
	Turn-on delay time	500ms(full load,115Vac input)		
	Hold up time	20ms(full load,115Vac input)		
Protections	Short circuit	Shut off output voltage, the power supply will recover after the power is turned on again		
	Over voltage	MIS75-12: over voltage protection value 15-17V MIS75-24: over voltage protection value 28-32V MIS75-48: over voltage protection value 60-65V		
	Over load	Normally works within 110 ~ 150% rated output power for more than 3 seconds and then shut down o/p voltage, re-powr on to recover		
	Over temperature	(1) When the ambient temperature exceeds above over temperature protection value, the protection will be started and the output voltage will be cut off in order to protect the power supply; (2) The power supply will recover after the power is turned on again		
Environment	Operating temperature	-30~+70℃		
	Operating humidity	20~95%,no condensing		
	Storage temperature	-40~+85℃		
	MTBF	1800 Khrs		
	DC-OK led	LED(Green) DC OK LED light will be ON when the power supply is properly operated		
	DC-Low led	LED(Red)DC Low LED light will be ON:(1) when output voltage is below 85%(±2.5%) from the rated outputvoltage;(2) when get over voltage, over current, over temperature and short circuit fault		
Safety Satandards	Safety Standards	UI508, TUV BS EN/EN62368-1, EAC TP TC 004 approved;(meet BS EN/EN60204-1)		
	EMC EMISSION	Compliance to BS EN/EN55032 (CISPR32), BS EN/EN61204-3 Class B, BS EN/EN61000-3-2,-3, EAC TP TC 020		
	Insulation voltage	I/P-O/P:3KVAC I/P-FG:2KVAC O/P-FG:0.5KVAC		

NOTE: Unless otherwise specified, all the above parameters are measured at ambient temperature of 25℃, rated load and Vin=115/230Vac.

Power Derating Curve

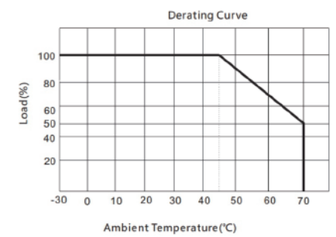

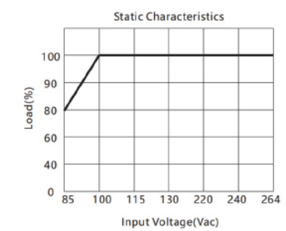

AC-DC Din Rail Mounted Power Supply

12V,24V,48V 120W

3 Year Warranty

Universal Input 90~264Vac

100% Full Load Burn-in Test

Cooling by Free Air Convection

All Round Protections: Short Circuit, Over Voltage, Over Current, Over Temperature

LED Indicator for DC Power On

LED Indicator for DC Low

Dimension(WxHxD):30.0 x 130.0 x 125.0mm

MIS120-xx

Model Selections

Part Number	Iutput Voltage	Output Voltage	Output Current	Ripple & Noise	Efficiency Min	Efficiency Typ	Certificate
MIS120-12	90-264VAC	12V	10A	100mV	86%	89%	CE CB UKCA SAA RCM EAC TUV
MIS120-24	90-264VAC	24V	5A	100mV	87%	91%	CE CB UKCA SAA RCM EAC TUV
MIS120-48	90-264VAC	48V	2.5A	120mV	88%	91%	CE CB UKCA SAA RCM EAC TUV

MECHANICAL

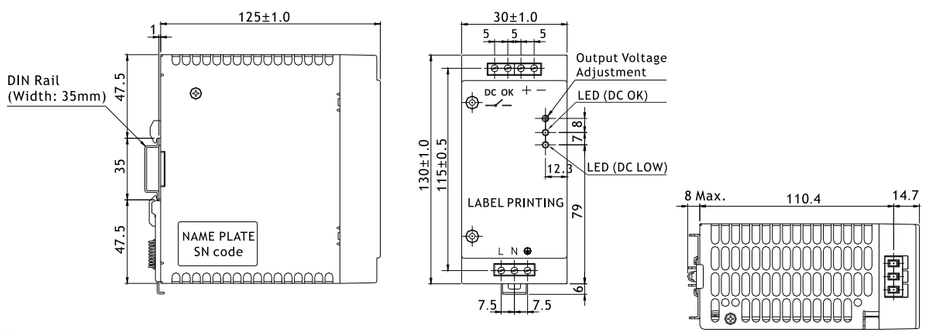

Electrical Parameters

Input	voltage	90-264Vac		
	Frequency	47-63Hz		
	AC current	1.4A(full load,115Vac input);0.7A(full load,230Vac input)		
	Inrush current(typ.)	35A(full load,115Vac input);70A(full load,230Vac input)		
	Standby consumption	2W		
Output	Voltage adjustment	12-14V	24-28V	48-55V
	Voltage accuracy	±1%		
	Line regulation	±0.5%		
	Load regulation	±1%		
	Turn-on delay time	500ms(full load,115Vac input)		
	Hold up time	12ms(full load,115Vac input)		
Protections	Short circuit	Shut off output voltage, the power supply will recover after the power is turned on again		
	Over voltage	MIS120-12: over voltage protection value 15-17V MIS120-24: over voltage protection value 28-32V MIS120-48: over voltage protection value 60-65V		
	Over load	Normally works within 110 ~ 150% rated output power for more than 3 seconds and then shut down o/p voltage, re-powr on to recover		
	Over temperature	(1) When the ambient temperature exceeds above over temperature protection value, the protection will be started and the output voltage will be cut off in order to protect the power supply; (2) The power supply will recover after the power is turned on again		
Environment	Operating temperature	-30~+70℃		
	Operating humidity	20~95%,no condensing		
	Storage temperature	-40~+85℃		
	MTBF	1800 Khrs		
	DC-OK led	LED(Green) DC OK LED light will be ON when the power supply is properly operated		
	DC-Low led	LED(Red) DC Low LED light will be ON:(1) when output voltage is below 85%(±2.5%) from the rated outputvoltage;(2) when get over voltage, over current, over temperature and short circuit fault		
Safety Satandards	Safety Standards	UI508, TUV BS EN/EN62368-1, EAC TP TC 004 approved;(meet BS EN/EN60204-1)		
	EMC EMISSION	Compliance to BS EN/EN55032 (CISPR32), BS EN/EN61204-3 Class B, BS EN/EN61000-3-2,-3, EAC TP TC 020		
	Insulation voltage	I/P-O/P:3KVAC I/P-FG:2KVAC O/P-FG:0.5KVAC		

NOTE: Unless otherwise specified, all the above parameters are measured at ambient temperature of 25℃, rated load and Vin=115/230Vac.

Power Derating Curve

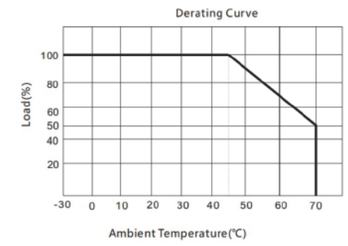

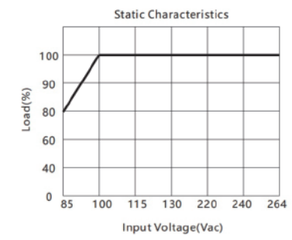

AC-DC Din Rail Mounted Power Supply

24V,48V 240W

MIS240-xx

3 Year Warranty

Universal Input 90~264Vac

100% Full Load Burn-in Test

Cooling by Free Air Convection

All Round Protections: Short Circuit, Over Voltage, Over Current, Over Temperature

LED Indicator for DC Power On

LED Indicator for DC Low

Dimension(WxHxD):60.0 x 130.0 x 125.0mm

Model Selections

Part Number	Iutput Voltage	Output Voltage	Output Current	Ripple & Noise	Efficiency Min	Efficiency Typ	Certificate
MIS240-24	90-264VAC	24V	10A	50mV	91%	94%	CE CB UKCA SAA RCM EAC TUV
MIS240-48	90-264VAC	48V	5A	50mV	91%	94%	CE CB UKCA SAA RCM EAC TUV

MECHANICAL

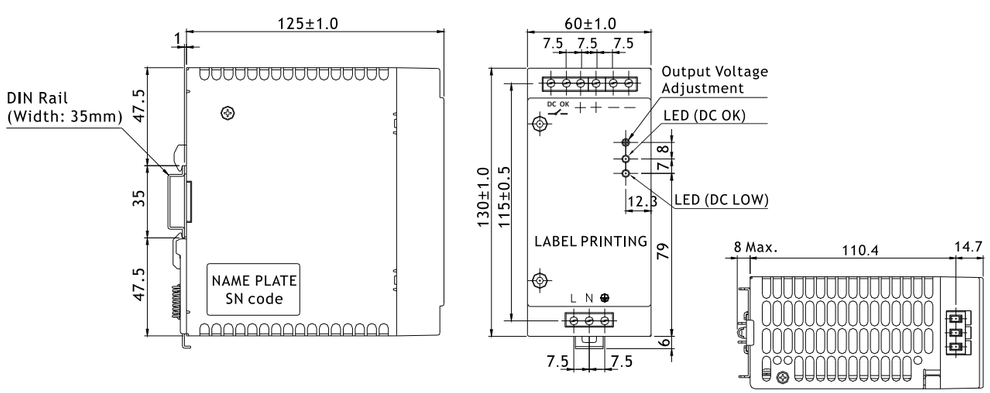

Electrical Parameters

Input	voltage	90-264Vac	
	Frequency	47-63Hz	
	AC current	2.6A(full load,115Vac input);1.3A(full load,230Vac input)	
	Inrush current(typ.)	33A(full load,115Vac input);55A(full load,230Vac input)	
Output	Voltage adjustment	24-28V	48-55V
	Voltage accuracy	±1%	
	Line regulation	±0.5%	
	Load regulation	1%	
	Turn-on delay time	500ms(full load,115Vac input)	
	Hold up time	20ms(full load,115Vac input)	
Protections	Short circuit	Shut off output voltage, the power supply will recover after the power is turned on again	
	Over voltage	MIS240-24: over voltage protection value 28-32V MIS240-48: over voltage protection value 60-65V	
	Over load	Normally works within 110 ~ 150% rated output power for more than 3 seconds and then shut down o/p voltage, re-powr on to recover	
	Over temperature	(1) When the ambient temperature exceeds above over temperature protection value, the protection will be started and the output voltage will be cut off in order to protect the power supply; (2) The power supply will recover after the power is turned on again	
Environment	Operating temperature	-30~+70℃	
	Operating humidity	20~95%,no condensing	
	Storage temperature	-40~+85℃	
	MTBF	1200 Khrs	
	DC-OK led	LED(Green) DC OK LED light will be ON when the power supply is properly operated	
	DC-Low led	LED(Red)DC Low LED light will be ON:(1) when output voltage is below 85%(±2.5%) from the rated outputvoltage;(2) when get over voltage, over current, over temperature and short circuit fault	
Safety Satandards	Safety Standards	UI508, TUV BS EN/EN62368-1, EAC TP TC 004 approved;(meet BS EN/EN60204-1)	
	EMC EMISSION	Compliance to BS EN/EN55032 (CISPR32), BS EN/EN61204-3 Class B, BS EN/EN61000-3-2,-3, EAC TP TC 020	
	Insulation voltage	I/P-O/P:3KVAC I/P-FG:2KVAC O/P-FG:0.5KVAC O/P-DC OK:0.5KVAC	

NOTE: Unless otherwise specified, all the above parameters are measured at ambient temperature of 25℃, rated load and Vin=115/230Vac.

Power Derating Curve

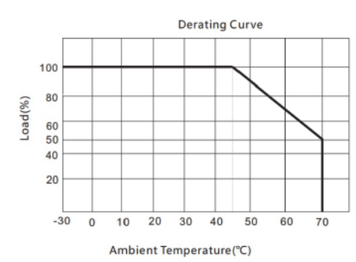

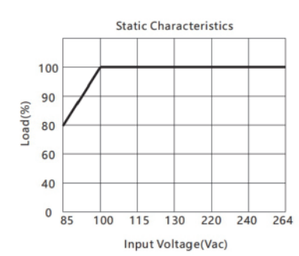

AC-DC Din Rail Mounted Power Supply

24V,48V 480W

3 Year Warranty

Universal Input 90~264Vac

100% Full Load Burn-in Test

Cooling by Free Air Convection

All Round Protections: Short Circuit, Over Voltage, Over Current, Over Temperature

LED Indicator for DC Power On

LED Indicator for DC Low

Dimension(WxHxD):60.0 x 130.0 x 125.0mm

MIS480-xx

Model Selections

Part Number	Iutput Voltage	Output Voltage	Output Current	Ripple & Noise	Efficiency Min	Efficiency Typ	Certificate
MIS480-24	90-264VAC	24V	20A	100mV	91%	94%	CE CB UKCA SAA RCM EAC TUV
MIS480-48	90-264VAC	48V	40A	120mV	91%	94%	CE CB UKCA SAA RCM EAC TUV

MECHANICAL

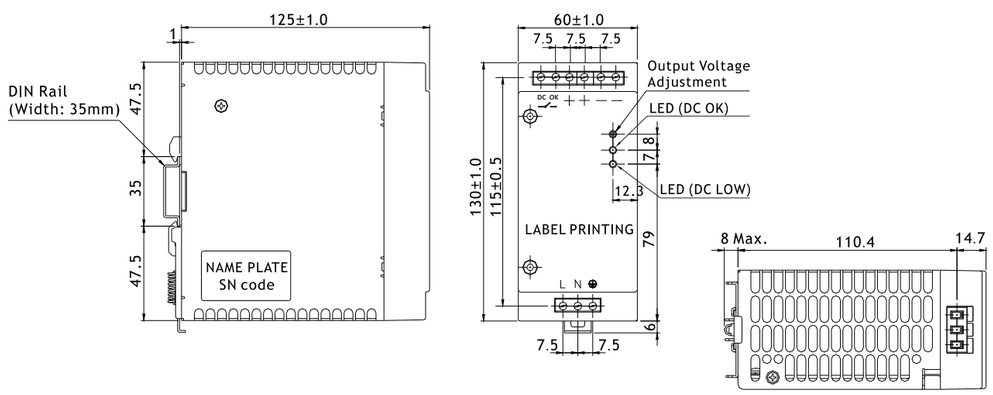

Electrical Parameters

Input	voltage	90-264Vac	
	Frequency	47-63Hz	
	AC current	5A(full load,115Vac input);2.5A(full load,230Vac input)	
	Inrush current(typ.)	40A(full load,115Vac input);80A(full load,230Vac input)	
Output	Voltage adjustment	24-28V	48-55V
	Voltage accuracy	±1%	
	Line regulation	±0.5%	
	Load regulation	±1%	
	Turn-on delay time	500ms(full load,115Vac input)	
	Hold up time	20ms(full load,115Vac input)	
Protections	Short circuit	Shut off output voltage, the power supply will recover after the power is turned on again	
	Over voltage	MIS480-24: over voltage protection value 28-32V MIS480-48: over voltage protection value 60-65V	
	Over load	Normally works within 110 ~ 150% rated output power for more than 3 seconds and then shut down o/p voltage, re-powr on to recover	
	Over temperature	(1) When the ambient temperature exceeds above over temperature protection value, the protection will be started and the output voltage will be cut off in order to protect the power supply; (2) The power supply will recover after the power is turned on again	
Environment	Operating temperature	-30~+70℃	
	Operating humidity	20~95%,no condensing	
	Storage temperature	-40~+85℃	
	MTBF	980 Khrs	
	DC-OK led	LED(Green) DC OK LED light will be ON when the power supply is properly operated	
	DC-Low led	LED(Red) DC Low LED light will be ON:(1) when output voltage is below 85%(±2.5%) from the rated outputvoltage;(2) when get over voltage, over current, over temperature and short circuit fault	
Safety Satandards	Safety Standards	UI508, TUV BS EN/EN62368-1, EAC TP TC 004 approved;(meet BS EN/EN60204-1)	
	EMC EMISSION	Compliance to BS EN/EN55032 (CISPR32), BS EN/EN61204-3 Class B, BS EN/EN61000-3-2,-3, EAC TP TC 020	
	Insulation voltage	I/P-O/P:3KVAC I/P-FG:2KVAC O/P-FG:0.5KVAC O/P-DC OK:0.5KVAC	

NOTE: Unless otherwise specified, all the above parameters are measured at ambient temperature of 25℃, rated load and Vin=115/230Vac.

Power Derating Curve

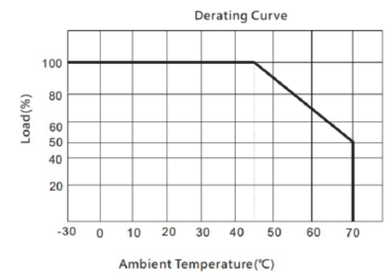

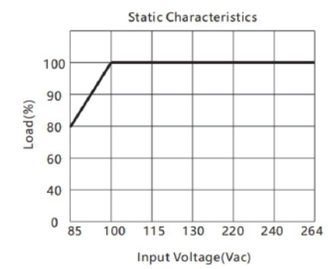

AC-DC Din Rail Power Supply(Three Phase)

24V,48V 240W

3 Year Warranty

100% Full Load Burn-in Test

Cooling by Free Air Convection

All Round Protections: Short Circuit, Over Voltage, Over Current, Over Temperature

LED Indicator for DC Power On

LED Indicator for DC Low

Dimension(WxHxD):63.0 x 125.2 x 113.5mm

TIS240-xx

Model Selections

Part Number	Iutput Voltage	Output Voltage	Output Current	Ripple & Noise	Efficiency	Certificate
TIS240-24	340-550VAC	24V	10A	100mV	92%	CE CB UKCA SAA RCM EAC TUV
TIS240-48	340-550VAC	48V	5A	120mV	92%	CE CB UKCA SAA RCM EAC TUV

MECHANICAL

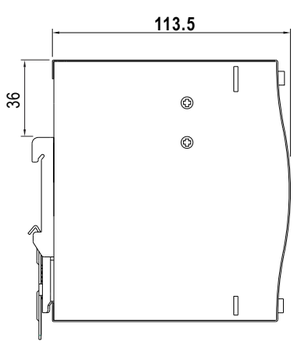

Side View

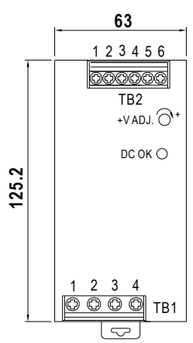

Front View

Unit:mm
Tolerance:±1.0

Electrical Parameters

Electrical Parameters		TIS240-24	TIS240-48
Input	Frequency	47-63Hz	
	AC current	0.69A(full load,400Vac input);0.6A(full load,500Vac input)	
	Inrush current(typ.)	50A(Cold start)	
	Leakage current	2mA(Vin=530Vac)	
Output	Voltage adjustment	30-36V	56-65V
	Voltage accuracy	±1%	
	Line regulation	±0.5%(Vin from 100Vac to 240Vac)	
	Load regulation	±1%(Vout from min. to max.)	
	Rise time	60ms(full load,Vin=400Vac),60ms(full load,Vin=500Vac)	
	Hold up time	20ms(full load,Vin=400Vac),40ms(full load,Vin=500Vac)	
	Setup time	2000ms(full load,Vin=400Vac),1500ms(full load,Vin=500Vac)	
Protections	Over voltage	Protection type : Hiccup mode, recovers automatically after fault condition is removed	
	Over load	Protection type : Constant current limiting, unit will hiccup after 3 sec.	
	Over temperature	Shut down o/p voltage, recovers automatically after temperature goes down	
Environment	Operating temperature	-30~+70 C	
	Operating humidity	20~95%,no condensing	
	Storage temperature	-40~+85 C	
	Storage humidity	10~95% RH	
Safety Satandards	Safety Standards	UL61010-1, UL61010-2-201, EN61558-1, EN61558-2-16, EACTPTC004approved	
	EMC	EN61000-6-2(EN50082-2) industrial immunity level	
	Withstand voltage	I/P-O/P:4.87KVAC I/P-FG:2.4KVAC O/P-FG:0.5KVAC O/P-DC OK:0.5KVAC	
Others	Application	Process control ,factory automation,traffic & transportation system,etc.	
	MTBF	515.4K hrs min. Telcordia SR-332(Bellcore); 215.6K hrs min. MIL-HDBK-217F (25C)	
	Dimension(WxHxD)	63.0x125.2x113.5mm	

Power Derating Curve

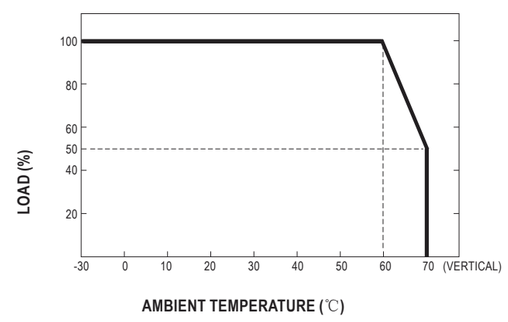

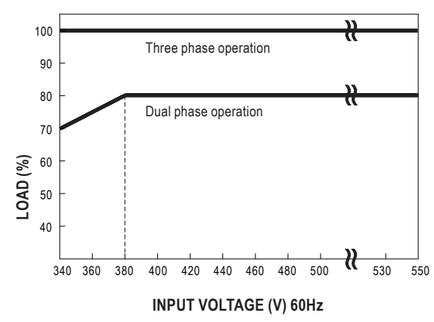

Note:When the dual phase input voltage is between 340~380Vac and ambient temperature is between-10℃--30℃, the power supply may experience hiccup at cold start.The power supply will start up normally after 5~10 seconds.

AC-DC Din Rail Power Supply(Three Phase)

24V,48V 480W

3 Year Warranty

100% Full Load Burn-in Test

Cooling by Free Air Convection

All Round Protections: Short Circuit, Over Voltage, Over Current, Over Temperature

LED Indicator for DC Power On

LED Indicator for DC Low

Dimension(WxHxD):85.5 x 125.2 x 128.5mm

TIS480-xx

Model Selections

Part Number	Iutput Voltage	Output Voltage	Output Current	Ripple & Noise	Efficiency	Certificate
TIS480-24	340-550VAC	24V	20A	150mV	92.5%	CE CB UKCA SAA RCM EAC TUV
TIS480-48	340-550VAC	48V	10A	150mV	93%	CE CB UKCA SAA RCM EAC TUV

MECHANICAL

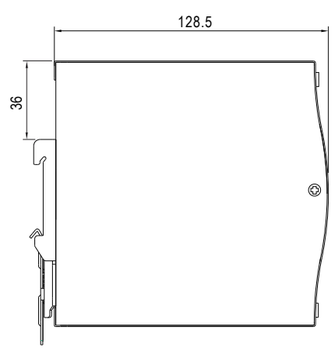

Side View

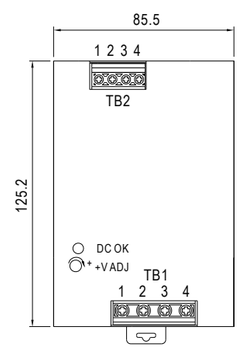

Front View

Unit:mm
Tolerance:±1.0

Electrical Parameters

Electrical Parameters		TIS480-24	TIS480-48
Input	Frequency	47-63Hz	
	AC current	0.85A(full load,400Vac input);0.7A(full load,500Vac input)	
	Inrush current(typ.)	50A(Cold start)	
	Leakage current	3.5mA(Vin=530Vac)	
Output	Voltage adjustment	30-36V	56-65V
	Voltage accuracy	±1%	
	Line regulation	±0.5%(Vin from 100Vac to 240Vac)	
	Load regulation	±1%(Vout from min. to max.)	
	Rise time	60ms(full load,Vin=400Vac),60ms(full load,Vin=500Vac)	
	Hold up time	20ms(full load,Vin=400Vac),20ms(full load,Vin=500Vac)	
	Setup time	1200ms(full load,Vin=400Vac),800ms(full load,Vin=500Vac)	
Protections	Over voltage	Protection type : Hiccup mode, recovers automatically after fault condition is removed	
	Over load	Protection type : Constant current limiting, unit will hiccup after 3 sec.	
	Over temperature	Shut down o/p voltage, recovers automatically after temperature goes down	
Environment	Operating temperature	-30~+70℃	
	Operating humidity	20~95%,no condensing	
	Storage temperature	-40~+85℃	
	Storage humidity	10~95% RH	
Safety Satandards	Safety Standards	UI508, IEC62368-1 CB approved by UL, EAC TP TC 004 approved	
	EMC	EN61000-6-2(EN50082-2) industrial immunity level	
	Withstand voltage	I/P-O/P:3KVAC I/P-FG:2KVAC O/P-FG:0.5KVAC O/P-DC OK(optional):0.5KVAC	
Others	Application	Process control ,factory automation,traffic & transportation system,etc.	
	MTBF	391.7K hrs min. Telcordia SR-332(Bellcore); 108.2K hrs min. MIL-HDBK-217F(25C)	
	Dimension(WxHxD)	85.5x125.2x128.5mm	

Power Derating Curve

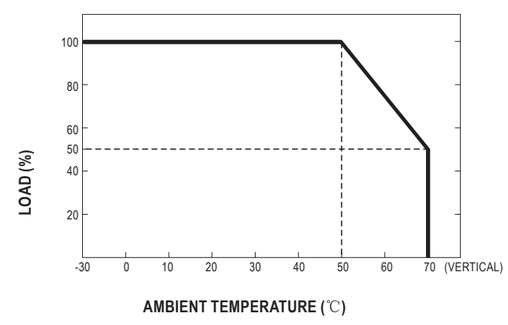

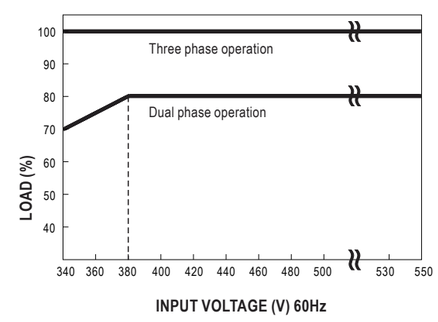

AC-DC Din Rail Power Supply(Three Phase)

24V,48V 960W

3 Year Warranty

100% Full Load Burn-in Test

Cooling by Free Air Convection

All Round Protections: Short Circuit, Over Voltage, Over Current, Over Temperature

LED Indicator for DC Power On

LED Indicator for DC Low

Dimension(WxHxD):110.0 x 125.2 x 150.0mm

TIS960-xx

Model Selections

Part Number	Iutput Voltage	Output Voltage	Output Current	Ripple & Noise	Efficiency	Certificate
TIS960-24	340-550VAC	24V	40A	180mV	94%	CE CB UKCA SAA RCM EAC TUV
TIS960-48	340-550VAC	48V	20A	250mV	94.5%	CE CB UKCA SAA RCM EAC TUV

MECHANICAL

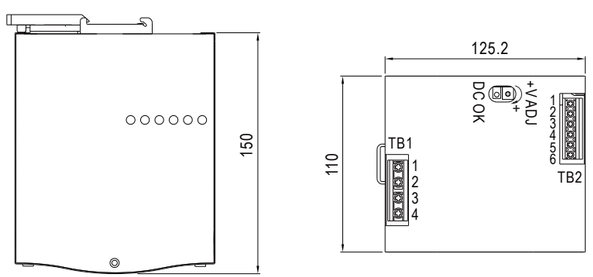

Unit:mm
Tolerance:±1.0

Electrical Parameters

Electrical Parameters		TIS960-24	TIS960-48
Input	Frequency	47-63Hz	
	AC current	0.88A(full load,400Vac input);0.86A(full load,500Vac input)	
	Inrush current(typ.)	60A(Cold start)	
	Leakage current	3.5mA(Vin=530Vac)	
Output	Voltage adjustment	29-33V	56-65V
	Voltage accuracy	±1%	
	Line regulation	±0.5%(Vin from 100Vac to 240Vac)	
	Load regulation	±1%(Vout from min. to max.)	
	Rise time	100ms(full load,Vin=400Vac),100ms(full load,Vin=500Vac)	
	Hold up time	12ms(full load,Vin=400Vac),14ms(full load,Vin=500Vac)	
	Setup time	1000ms(full load,Vin=400Vac),800ms(full load,Vin=500Vac)	
Protections	Over voltage	Protection type : Hiccup mode, recovers automatically after fault condition is removed	
	Over load	Protection type : Constant current limiting, unit will hiccup after 3 sec.	
	Over temperature	Shut down o/p voltage, recovers automatically after temperature goes down	
Environment	Operating temperature	-30~+70℃	
	Operating humidity	20~95%,no condensing	
	Storage temperature	-40~+85℃	
	Storage humidity	10~95% RH	
Safety Satandards	Safety Standards	UI508 approved, EAC TPTC 004, IEC62368-1 CB approved by SIQ	
	EMC	EN61000-6-2(EN50082-2) industrial immunity level	
	Withstand voltage	I/P-O/P:3KVAC I/P-FG:2KVAC O/P-FG:0.5KVAC O/P-DC OK(optional):0.5KVAC	
Others	Application	Process control ,factory automation,traffic & transportation system,etc.	
	MTBF	59.4K hrs min. MIL-HDBK-217F (25C)	
	Dimension(WxHxD)	110.0x125.2x150.0mm	

Power Derating Curve

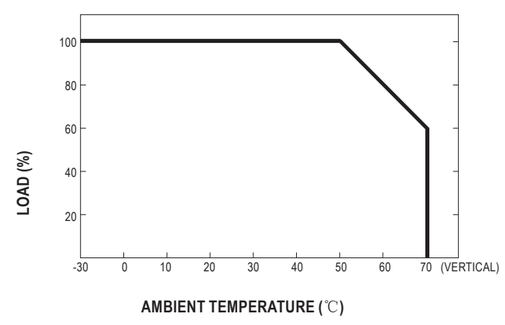

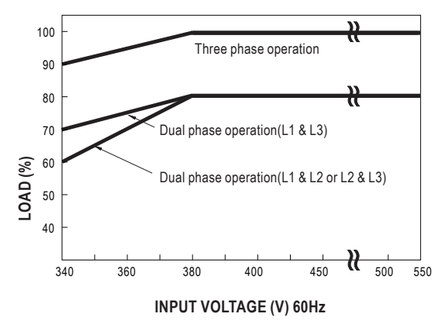

Din Rail Type Redundancy Module

12V,24V,48V

Support 1+1 and N+1 redundancy system
2 channels input and 1 output
Suitable for redundancy operation of 12V/24V/48V system
Output current up to 20A
Cooling by Free Air Convection
-40~+80℃ unltra-wide operating temperature(>+60℃ derating)
32mm slim width
Built-in 2 channels DC OK signal and alarm relay contact
Installed on DIN Rail TS35/7.5 or 15
3 Year Warranty

ISRM20-xx

Model Selections

Part Number	Iutput Voltage	Output Current	Efficiency	Certificate
ISRM20-12	9-14VDC	0-20A	98%	CE CB EAC UKCA
ISRM20-24	19-29VDC	0-20A	98%	CE CB EAC UKCA
ISRM20-48	36-60VDC	0-20A	98%	CE CB EAC UKCA

MECHANICAL

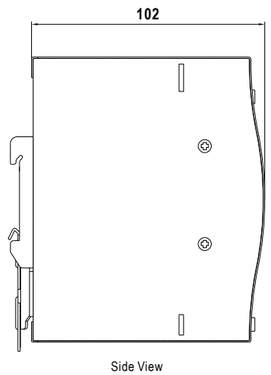

Side View

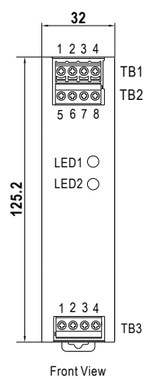

Front View

Unit:mm
Tolerance:±1.0

Electrical Parameters

Electrical Parameters		ISRM20-12	ISRM20-24	ISRM20-48
Input	Number of input	2 Channels		
	Dc voltage range	9-14Vdc	19-29Vdc	36-60Vdc
	Rated current	0~20A per input Continuous		
	Voltage drop(Vin-Vout)(max.)	0.25V		
	Peak current	0~30Aper input 5Sec		
	Efficiency(typ.)	98%		
	Input reverse current(max.)	1mA		
	Input reverse voltage(max.)	40Vdc	40Vdc	65Vdc
Output	Rated current	0~20A,Continuous		
	Peak current(max.)	30A,5Sec		
	Capacitance(typ.)	320uF		
	Standby power losses(typ.)	1.5W		
Protections	Over load	<30A,5Sec.No damage		
	Short circuit	<30A,5Sec.No damage		
Function	Redundancy	For 1+1 redundancy, and support N+1 redundancy		
	Both inputs voltage alarm	<8.5V or>14.7V (±5%)	<18V or>31V (±5%)	<34.2V or>63V (±5%)
	Relay	30Vdc/1A resistive load		
	LED status display	Green LED ok		
Environment	Cooling	Free air convection		
	Wroking temperature	-40~+80℃(Refer to "Derating Curve")		
	Wroking humidity	5~95% RH no-condensing		
	Storage temperature	-40~+85℃		
	Temp. coefficient	±0.03%/℃(0~60℃)		
	Vibration	Component:10~500Hz,5G 10min./1 cycle,60min. each along X,Y,Z axes;Mounting:Compliance to IEC61373		
	Operating altitude	5000 meters/OVC II		
Safety Satandards	Safety Standards	IEC62368-1, UL62368-1,EAC TP 004 approved		
	Withstand voltage	IP/OP-Chassis : 0.5KVac IP/OP- Relay : 0.5KVac Relay - Chassis : 0.5KVac		
	Isolation resistance	IP/OP-Chassis ,IP/OP- Relay,Relay - Chassis : >100M Ohms/500Vdc/25℃/70% RH		
Others	MTBF	611.82Khrs min. Telcordia SR-332(Bellcore);353.67Khrs min. MIL-HDBK-217F(25℃)		
	Dimension(WxHxD)	32.0x125.2x102.0mm		

Power Derating Curve

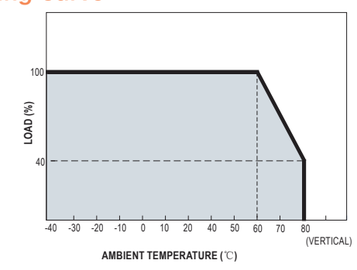

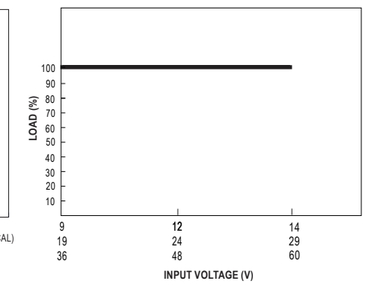

Din Rail Type Redundancy Module

12V,24V,48V

Support 1+1 and N+1 redundancy system
2 channels input and 1 output
Suitable for redundancy operation of 12V/24V/48V system
Output current up to 40A
Cooling by Free Air Convection
-40~+80℃ unltra-wide operating temperature(>+60℃ derating)
55mm slim width
Built-in 2 channels DC OK signal and alarm relay contact
3 Year Warranty

ISRM40-xx

Model Selections

Part Number	Iutput Voltage	Output Current	Efficiency	Certificate
ISRM40-12	9-14VDC	0-40A	98%	CE CB EAC UKCA
ISRM40-24	19-29VDC	0-40A	98%	CE CB EAC UKCA
ISRM40-48	36-60VDC	0-40A	98%	CE CB EAC UKCA

MECHANICAL

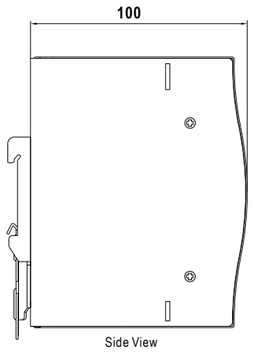

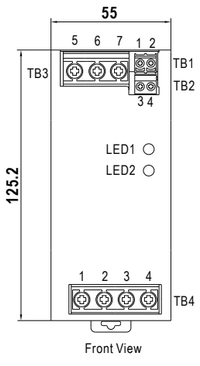

Unit:mm
Tolerance:±1.0

Electrical Parameters

Electrical Parameters		ISRM40-12	ISRM40-24	ISRM40-48
Input	Number of input	2 Channels		
	Dc voltage range	9-14Vdc	19-29Vdc	36-60Vdc
	Rated current	0~40A per input Continuous		
	Voltage drop(Vin-Vout)(max.)	0.3V		
	Peak current	0~60Aper input 5Sec		
	Efficiency(typ.)	98%		
	Input reverse current(max.)	1mA		
	Input reverse voltage(max.)	40Vdc	40Vdc	65Vdc
Output	Rated current	0~40A,Continuous		
	Peak current(max.)	60A,5Sec		
	Capacitance(typ.)	320uF		
	Standby power losses(typ.)	1.5W		
Protections	Over load	<60A,5Sec.No damage		
	Short circuit	<60A,5Sec.No damage		
Function	Redundancy	For 1+1 redundancy, and support N+1 redundancy		
	Both inputs voltage alarm	<8.5V or>14.7V (±5%)	<18V or>31V (±5%)	<34.2V or>63V (±5%)
	Relay	30Vdc/1A resistive load		
	LED status display	Green LED ok		
Environment	Cooling	Free air convection		
	Wroking temperature	-40~+80℃(Refer to "Derating Curve")		
	Wroking humidity	5~95% RH no-condensing		
	Storage temperature	-40~+85℃		
	Temp. coefficient	±0.03%/℃(0~60℃)		
	Vibration	Component:10~500Hz,5G 10min./1 cycle,60min. each along X,Y,Z axes;Mounting:Compliance to IEC61373		
	Operating altitude	5000 meters/OVC II		
Safety Satandards	Safety Standards	IEC62368-1, UL62368-1,EAC TP 004 approved		
	Withstand voltage	IP/OP-Chassis : 0.5KVac IP/OP- Relay : 0.5KVac Relay - Chassis : 0.5KVac		
	Isolation resistance	IP/OP-Chassis ,IP/OP- Relay,Relay - Chassis : >100M Ohms/500Vdc/25℃/70% RH		
Others	MTBF	557.52Khrs min. Telcordia SR-332(Bellcore);277.24Khrs min. MIL-HDBK-217F(25℃)		
	Dimension(WxHxD)	55.0x125.2x100.0mm		

Power Derating Curve

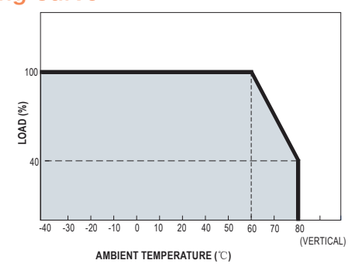

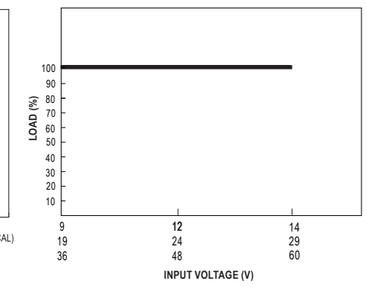

Pairui's products are widely used in Lighting, Industry, New energy, Telecommunication,Medical and all other areas of electronics.We can say that all electronic-related applications can use our products. We also have a worldwide market distribution throughout Europe, Asia, and America. Below are some main power supplies of our company.

AC-DC Din Rail Mountable Power Supply

PAIRUI 15-480W standard Din-Rail power supplies of IS series are feature complete EMC tests and protections, high efficiency and wide selection, which are ideal for a wide range of applications including industrial control, industrial automation machinery, intelligent security, smart grid,mechanical .

AC-DC Din Rail Power Supply(Three Phase)

TIS is one economical slim Din rail power supply series, adapt to be installed on TS-35/7.5 or TS-35/15 mounting rails. The body is designed 63mm in width, which allows space saving inside the cabinets. The entire series adopts the full range AC input from 3 0 340VAC to 550VAC.

AC-DC Enclosed Switching Power Supply

PAIRUI 35-350W enclosed switching power supplies feature complete EMC tests and protections, high efficiency and wide selection, which are ideal for a wide range of applications including industrial control, industrial automation machinery, intelligent security, smart grid,mechanical and electrical equipment,electronic instruments.

AC-DC Converter

The products are featured with high efficiency, low loss, low radiation and have no heat sink requirement,which are ideal for a wide range of applications including industrial control, industrial automation machinery, smart grid, mechanical and electrical equipment, electronic instruments, intelligent building and household appliances.

Isolated DC/DC Converter

PAIRUI 1-400W isolated DC/DC converters are high efficiency switching regulators. The products power are featured with high efficiency, low loss, low radiation and have no heat sink requirement, which make them ideal for industrial control, instrumentation, and electric power applications.

Non-isolated DC/DC Converter

PAIRUI non-isolated DC/DC converters of DMV78 series are high efficiency switching regulators. The products are featured with high efficiency, low loss, low radiation and have no heat sink requirement, which make them ideal for industrial control, instrumentation, and electric power applications.

◆APPLICATION

- Household
- Medical
- Telecommunication

- Industry control
- Electric
- Military

- Railway
- Instrument
- Automotive