

HIS100 100W

Plastic guide power supply

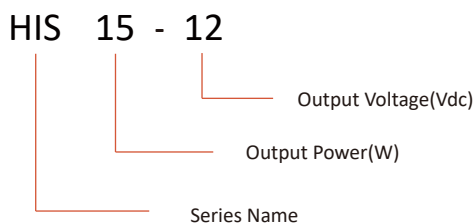


Product family features

- Wide voltage input(85-264Vac, 100-370Vdc)
- Low ripple, noise
- High efficiency, perfect protection function
- Industrial product design, standard rail installation
- Low power consumption, green environmental protection, no-load loss < 0.3W
- 3 years of quality assurance
- 100% high temperature aging and testing



Naming rules


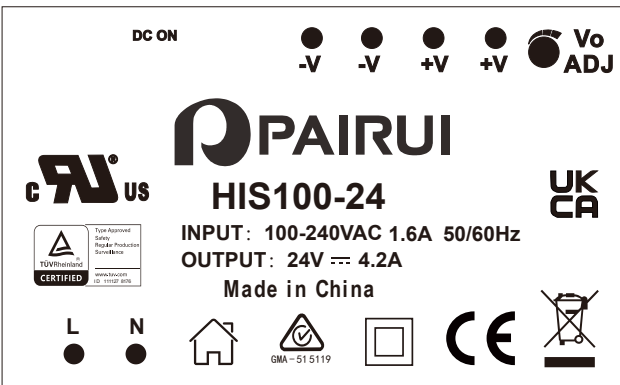
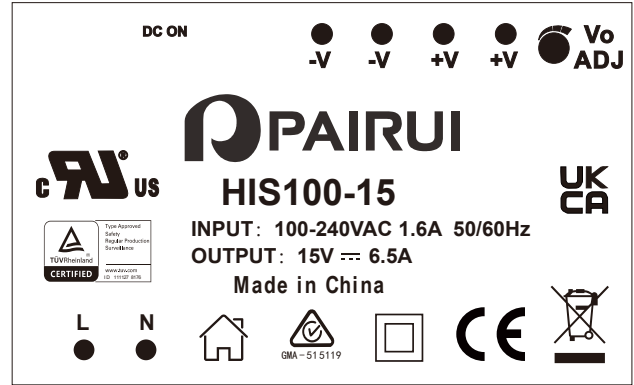
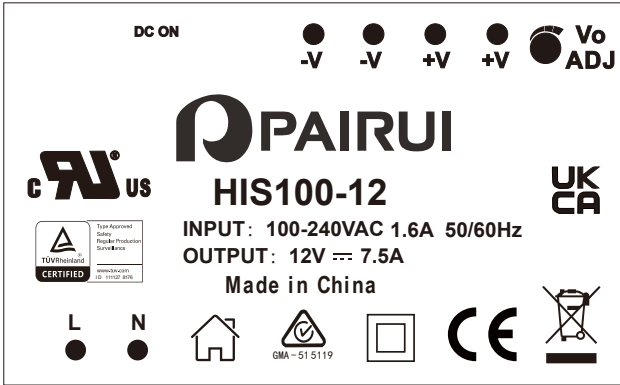


Model List


Product Modle	Input voltage	Output power	Output voltage	Output current	ripple	efficiency
HIS100-12	85-264Vac 100-370Vdc	90W	12V	7.5A	100mv	88%
HIS100-15		97.5W	15V	6.5A	100mv	89%
HIS100-24		100.8W	24V	4.2A	150mv	90%
HIS100-48		100.8W	48V	2.1A	150mv	90%

Tag information

Front - Laser Label



Side paper label

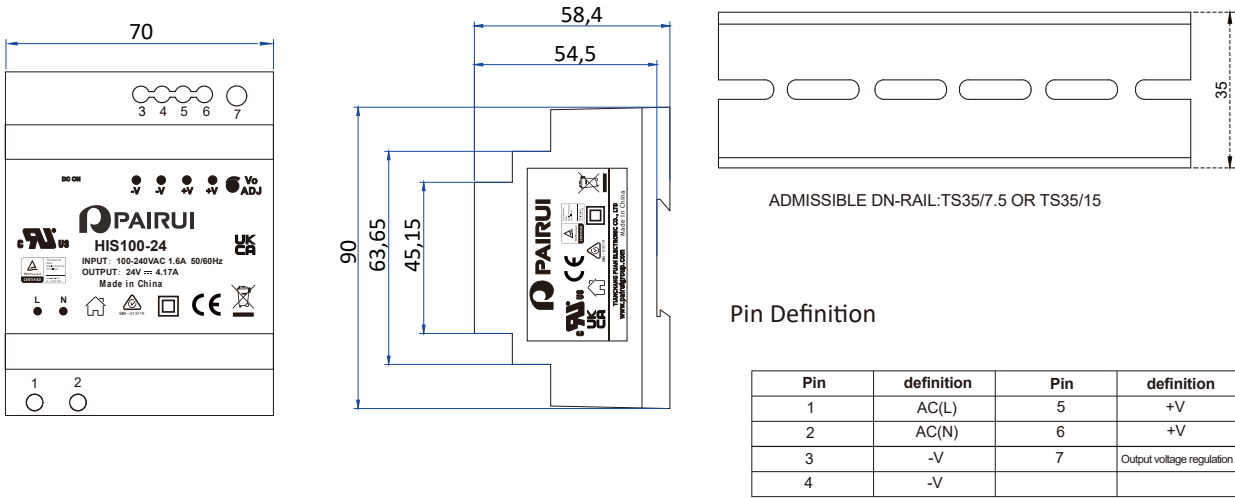


Electrical Specifications

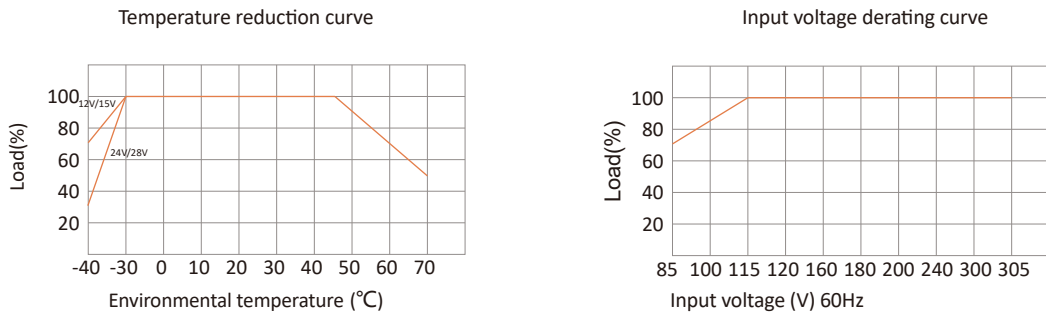
	Parameter	Notes / Conditions
Output	Output voltage accuracy	±2.0%
	Linear adjustment rate	±1.0%
	Load adjustment rate	±1.0%
	Start, rise time (typical)	1200ms,30ms/230VAC 2000ms, 50ms/115VAC at full load
	Output hold time (typical)	50ms/230VAC 10ms/115VAC at full load
Input	Input voltage range	90--264VAC 100 -- 370VDC
	Input frequency	47 -- 63Hz
	Input current (typ)	1.6A / 115VAC 0.9A / 230VAC
	Impulse current (typ)	Cold start 30 A / 115 VAC 60 A / 230 VAC
	Leakage current (typ)	< 1mA at 230VAC/50Hz
Protection	Overcurrent and short circuit protection, capable of self recovery after troubleshooting	
Environment	working temperature	-40 -- +70 °C (refer to the derating curve when ≥50°C)
	Working humidity	85% .RH max
	Storage temperature	-40 -- +85, 10 -- 95% RH
	Temperature drift coefficient	0.03%/ (0~ 50°C)
	Vibration coefficient	10 -- 500Hz,2G10min./1cycle, 60min.each along X,Y,Z axes
Safety and EMC	Safety standards	UL1012
	Insulation withstand voltage	I/P-O/P:3KVAC(min)
	Insulation resistance	I/P-O/P>100M Ohms/500VDC 25°C 70% RH
	Conduction and radiation	Compliant with EN55011, EN55022 (CISPR22)
	Electrostatic discharge	IEC/EN 61000-4-2 level 2 4kV/4kV
	Radio frequency radiation immunity	IEC/EN 61000-4-3
	Electric fast transient pulse group	IEC/EN 61000-4-4 level 4 4kV
Surge	IEC/EN 61000-4-5 level 4 2kV	
Others	MTBF	200K hrs min. MIL-HDBK-217F(25)
	size	70*90*58m
Note	<p>1. Unless otherwise specified, the above data were measured at TA=25oC, humidity<75%, input nominal voltage of 230Vac, and output rated load;</p> <p>2. Ripple and noise were measured at 20MHz using a 300mm twisted pair cable, with a 0.1uF high-frequency ceramic capacitor and a 47uF electrolytic capacitor connected in parallel at the terminal.</p> <p>3. The power supply is considered a component within the system and requires confirmation of electromagnetic compatibility in conjunction with terminal equipment</p>	

Product datasheet

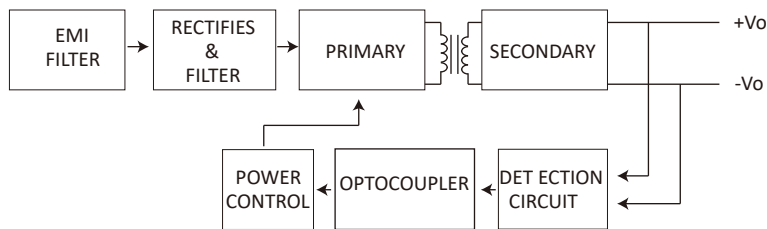
Product size



Derating curve chart



schematic diagram



Net weight	gross weight	Packing quantity	Full box weight	Box size
240g	260g	40Pcs	10.4kg	360*300*250(mm)