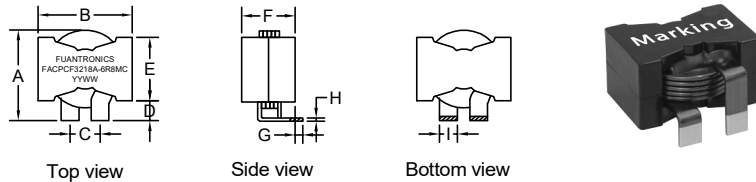


P/N: FACPCF3218A-6R8MC

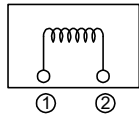


Outline Dimensions(Unit:mm)

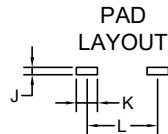


A	B	C	D	E	F	G	H	I
Max	Max	±0.30	±0.50	Max	Max	±0.50	±0.20	REF
30.7	32.0	12.0	6.70	22.5	18.0	2.50	1.00	6.00

Electronical Schematic



Suggested Pad layout



J	1.60 REF
K	7.00 REF
L	12.0 REF

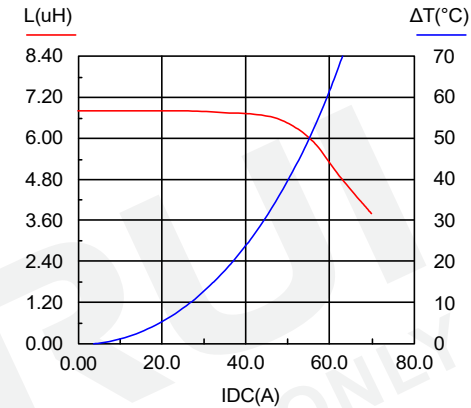
- \*\*\*Assemblage design, sturdy structure.
- \*\*\*High inductance, high current, low magnetic loss, low ESR, small parasitic capacitance.
- \*\*\*Flat wire winding, achieve a low D.C. Resistance.
- \*\*\*Temperature rise current and saturation current is less influenced by environment.

Electrical Characteristics(@25°C)

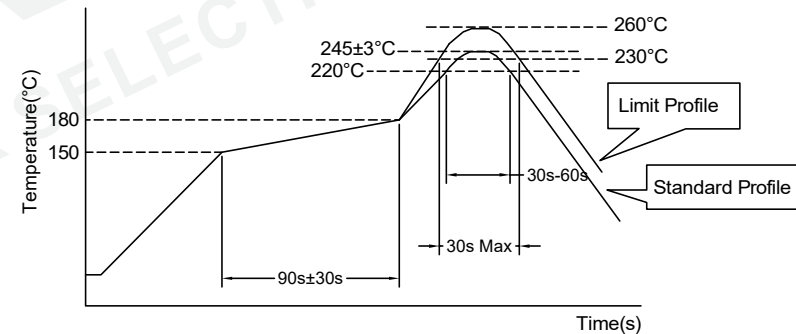
Inductance 100KHz,0.1V	DC Resistor	Saturated current 55A	Temperature rise current 50A
4.70uH±20%	1.60mΩ Max	L(55A)=80%*L0A Typ	T≤40°C Typ

- \*\*\*Saturation current: the actual value of DC current when the inductance decrease 20% of its initial value.
- \*\*\*Temperature rise current: the actual value of DC current when the temperature rise is ΔT40°C(Ta=25°C).
- \*\*\*Operating Temperature: -40°C~+125°C (Temperature rise included)
- \*\*\*Storage Temperature: -40°C~+125°C
- \*\*\*Storage Humidity:RH10%~70%.

Saturation current VS temperature rise current curve:



Recommended Soldering Temperature Graph.



	Standard Profile	Standard Profile
Pre-heating	150~180°C,90s±30s	
Heating	above 220°C,30s-60s	above 240°C,30s Max
Peak temperature	245°C±3°C	260°C,10s
Cycle of reflow	2 times	2 times

REV	DESCRIPTION	APPD	DATE	Tianchang Fuan Electronic Co Ltd www.fuantronics.net TEL: +86-550-7814888 FAX: +86-550-7831133	 Tolerances unless otherwise specified: (.X)±0.50 (.XX)±0.25 Unit of measurement: mm	Make: Qiumei.Liu	<b>DRAWING TITLE</b> HIGH CURRENT POWER INDUCTORS	Customer Name:
						Checked: Beson. zhan		Material Number: A343218AS010
						Approved: Anson. zhan		Specification Sheet: 1 of 1
								Date of Recognition: Jan./02/2020