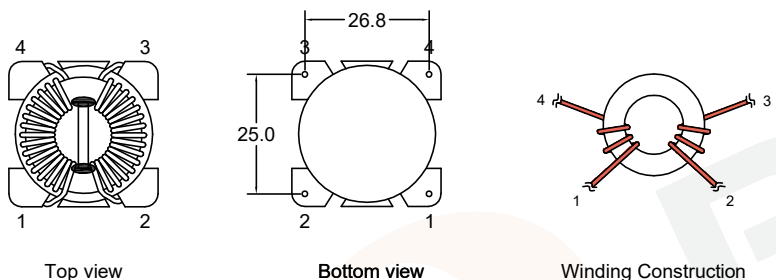
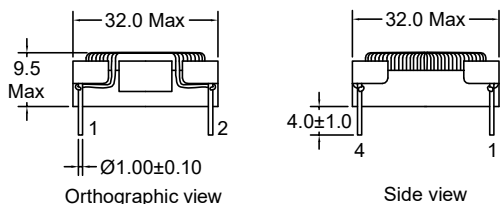


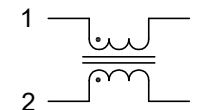
P/N: FACM25BL-152Y4R0



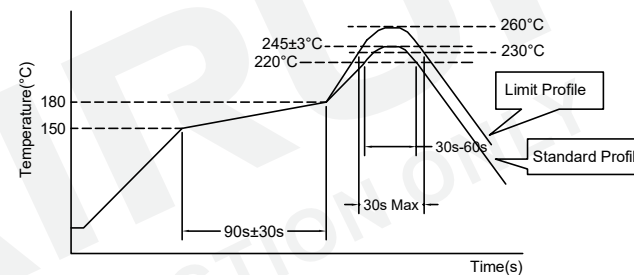
Outline Dimensions(Unit:mm)



Electronical Schematic



Recommended Soldering Temperature Graph.



	Standard Profile	Standard Profile
Pre-heating	150~180°C,90s±30s	
Heating	above 220°C,30s-60s	above 240°C,30s Max
Peak temperature	245°C±3°C	260°C, 10s
Cycle of reflow	2 times	

Electrical Characteristics(at 25°C)

Inductance : L1-4=2-3= 1.5mH Min,at 10KHz,0.1V.
 Rated current: 4.00Amps.
 D.C.Resistance : 1-4= 0.030 ohms Typ.
 2-3= 0.030 ohms Typ.
 Turns Ratio : Coil:Coil= 1:1±2%,at 20KHz,1V.
 Hipot : Coil-Coil : 1500VAC/5mA/2Second.

List of UL Certificate:

Part Name	Mat'l Description	Supplier	UL Number
Base	B-029-A/T375J	Chang Chun Plastics Co Ltd	E59481
Copper wire	2UEW-F/155C	Elektrisola Hangzhou Co Ltd	E258243
Core	Ferrite core(Green)	Su Zhou Tian Ming Magnetic	N/A
Epoxy	E-500	DongGuan Eatto Electronic Material Co Ltd	E218090

				Tianchang Fuan Electronic Co Ltd		Make: Qiumei.Liu	DRAWING TITLE CURRENT-COMPENSATED RING CORE DOUBLE CHOKES	Customer P/N:
				www.fuantronics.net	Tolerances unless otherwise specified: (.X)±0.50 (XX)±0.25 Unit of measurement: mm	Checked: Beson. zhan		Document/Rev: 00
				TEL: +86-550-7814888 FAX: +86-550-7831133	Approved: Anson. zhan	Material Number: A31CM025S250		Specification Sheet: 1 of 1 Date of Recognition: Jan./02/2020
REV	DESCRIPTION	APPD	DATE					