

DHV-10W SERIES, 10WATT, 4:1 INPUT RANGE

FEATURES:

- ✓ Wide input range(4:1)
- ✓ Six-side shielded metal case
- ✓ Low ripple and noise
- ✓ Over current and short circuit protection
- ✓ Typical efficiency up to 84%
- ✓ 3 year warranty



Model	Input voltage (Vdc)	Output voltage (Vdc)	Output current (mA)	Efficiency Typ.	
DHV10W-2411	18(9~36)	5	2000	80%	
DHV10W-2415		9	1111	82%	
DHV10W-2412		12	833	83%	
DHV10W-2413		15	667	83%	
DHV10W-2414		24	417	84%	
DHV10W-2421		±5	±1000	80%	
DHV10W-2425		±9	±555	81%	
DHV10W-2422		±12	±417	83%	
DHV10W-2423		±15	±333	83%	
DHV10W-2424		±24	±208	84%	
DHV10W-4811		36(18~72)	5	2000	80%
DHV10W-4815			9	1111	82%
DHV10W-4812	12		833	83%	
DHV10W-4813	15		667	83%	
DHV10W-4814	24		417	83%	
DHV10W-4821	±5		±1000	80%	
DHV10W-4825	±9		±555	82%	
DHV10W-4822	±12		±417	83%	
DHV10W-4823	±15		±333	83%	
DHV10W-4824	±24		±208	84%	

Notes:

1. Other input and output models may available on request;
2. Above models are default to metal case.

DHV-10W SERIES, 10WATT, 4:1 INPUT RANGE

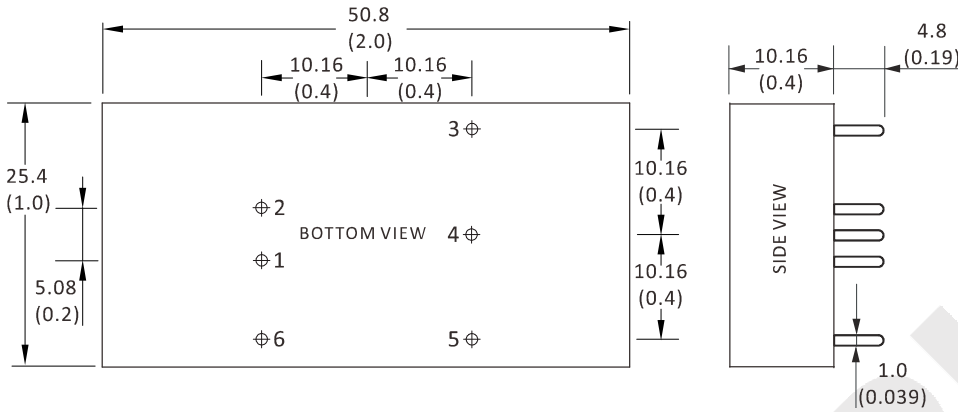
ELECTRICAL

Output voltage accuracy	+Vo	±2% max.
	-Vo	±3% max.
Line regulation	Nominal Load, full voltage	±0.5% max.
Load regulation	20% ~ 100% rated load	±1% max.
Ripple and noise	20MHz BM, full load	120mVp-p max.
Operating frequency	Typical value	300KHz typ.
Isolation voltage (<1mA/min)	Input to output	1500Vdc
Isolation resistance	---	1000mΩ
Temperature coefficient	---	±0.03%/°C max.
Operating temperature range	---	-40°C to +85°C
Storage temperature range	---	-55°C to +125°C
Short circuit protection	---	Continuous, auto-recovery
Cooling method	---	Cooling by air convection
Relative humidity	---	10%-90% max.
Weight	---	35g
MTBF	Bellcore TR-332, 25°C	1000KHrs

Notes: Unless otherwise specified, all the parameters of the test conditions are as follows: ambient temperature 25°C, the nominal input voltage, pure resistive nominal load.

DHV-10W SERIES, 10WATT, 4:1 INPUT RANGE

MECHANICAL



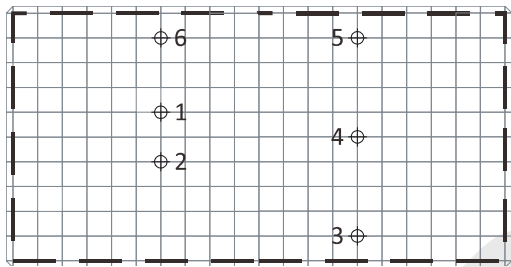
CONNECTION

PIN #	SINGLE	DUAL
1	GND	GND
2	+Vin	+Vin
3	+Vo	+Vo
4	No Pin	0V
5	0V	-Vo
6	No Pin	No Pin

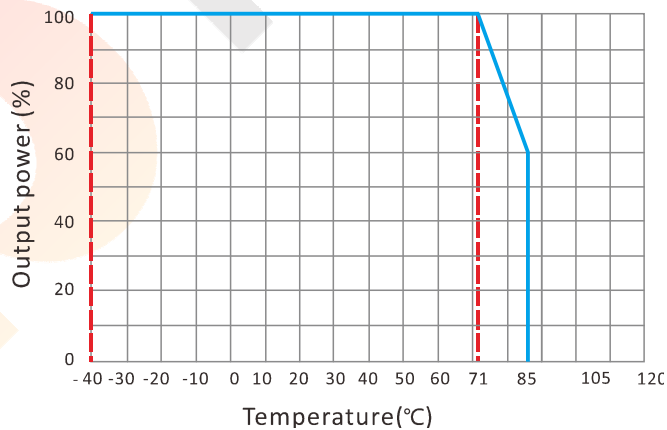
Note:

* Unit is mm(inch).

LAYOUT



ELECTRICAL CURVE

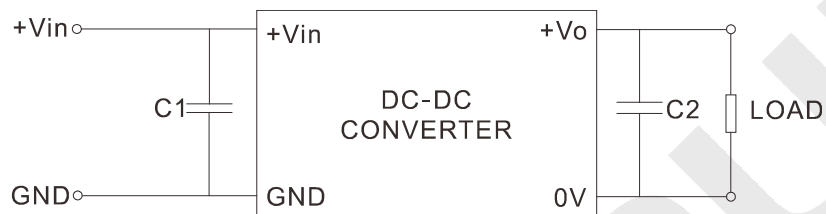


DHV-10W SERIES, 10WATT, 4:1 INPUT RANGE

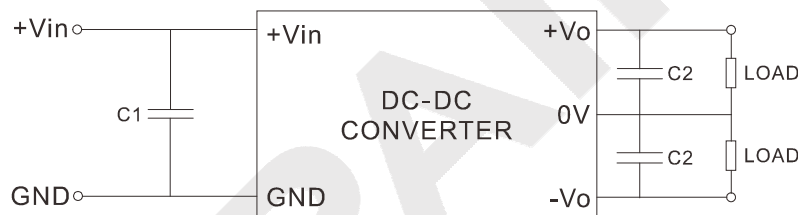
NOTES

RECOMMENDED TEST AND APPLICATION CIRCUIT

SINGLE OUTPUT



DUAL OUTPUT



CAPACITOR SELECTION

INPUT VOLTAGE	C1	SINGLE OUTPUT	C2	DUAL OUTPUT	C2
24VDC	100 μ F	5VDC	1000 μ F	\pm 5VDC	470 μ F
48VDC	47 μ F	9VDC	470 μ F	\pm 9VDC	220 μ F
--	--	12VDC	220 μ F	\pm 12VDC	100 μ F
--	--	15VDC	220 μ F	\pm 15VDC	100 μ F
--	--	24VDC	47 μ F	\pm 24VDC	47 μ F