

DMV-20W1 SERIES, 20WATT, 4:1 INPUT RANGE
FEATURES:

- ✓ 1500Vdc isolation voltage
- ✓ Six-side shielded metal case with low ripple and noise
- ✓ High reliability, high efficiency
- ✓ Operating temperature range -40°C to +85°C
- ✓ 3 year warranty



Model	Input voltage (Vdc)	Output voltage (Vdc)	Output current (mA)	Efficiency Typ.
DMV20W1-2411	24(9~36)	5	4000	90%
DMV20W1-2412		9	2222	90%
DMV20W1-2413		12	1667	90%
DMV20W1-2414		15	1333	90%
DMV20W1-2415		24	833	90%
DMV20W1-4811	48(18~72)	5	4000	90%
DMV20W1-4812		9	2222	90%
DMV20W1-4813		12	1667	90%
DMV20W1-4814		15	1333	90%
DMV20W1-4815		24	833	90%

Notes:

1. Other input and output models may available on request;
2. Add suffix "C" for CTRL pin function.

ELECTRICAL

Output voltage accuracy	---	±2% max.
Line regulation	Nominal Load, full voltage	±0.5% max.
Load regulation	5% ~ 100% rated load	±1% max.
Switching frequency	Rated input voltage	350KHz typ.
Ripple and noise	20MHz BM, full load	≤15% load, 5%Vo mVp-p typ. ≥15% load, 100mVp-p
Isolation voltage	Input to output	1500Vdc≤0.5mA / 1min
Operating temperature range	---	-40°C to +85°C
Storage temperature range	---	-55°C to +125°C
Short circuit protection	---	Continuous auto-recovery
Output over voltage protection	---	120%~200%Vo
Output over load protection	---	110%~220%Io

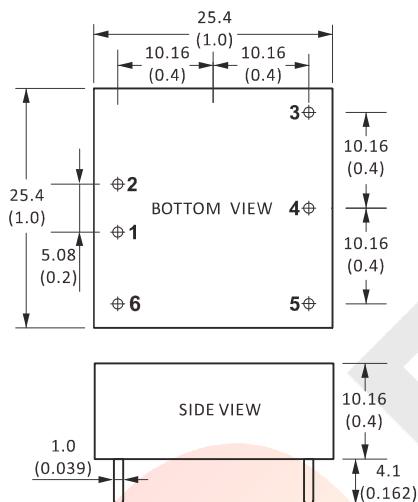
DMV-20W1 SERIES, 20WATT, 4:1 INPUT RANGE

ELECTRICAL

Relative humidity	---	5%-95% max.
MTBF	Bellcore TR-332, 25°C	20000KHrs
Weight	---	18g

Notes: All the parameters are measured at 25°C ambient temperature, humidity < 75%, nominal input voltage, full load and after warm-up, unless otherwise specified.

MECHANICAL



Unit: mm(inch)
PCB vertical view
Grid spacing: 2.54mm(0.1inch)

CONNECTION

PIN #	SINGLE
1	-Vin
2	+Vin
3	+Vo
4	No Pin
5	GND

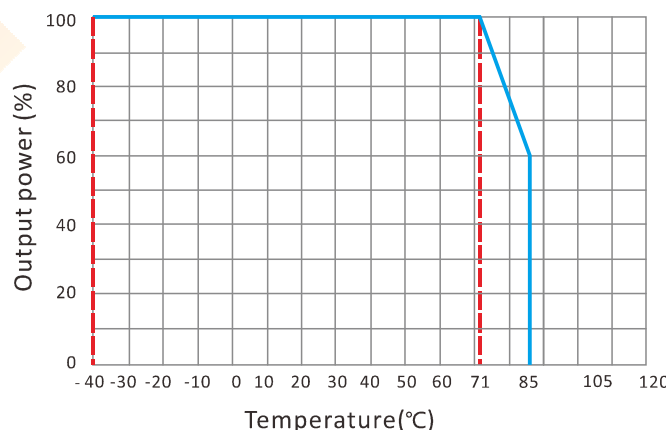
CONNECTION - "CTRL"

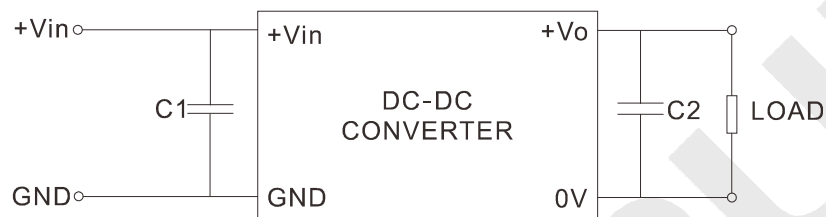
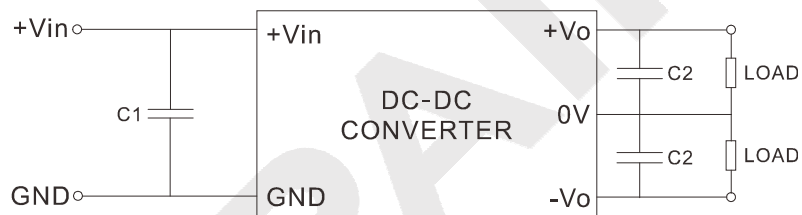
1	-Vin
2	+Vin
3	+Vo
4	No Pin
5	GND
6	CTRL

Note:

* Unit is mm(inch).

ELECTRICAL CURVE



DMV-20W1 SERIES, 20WATT, 4:1 INPUT RANGE
NOTES
RECOMMENDED TEST AND APPLICATION CIRCUIT
SINGLE OUTPUT

DUAL OUTPUT

CAPACITOR SELECTION

INPUT VOLTAGE	C1	SINGLE OUTPUT	C2	DUAL OUTPUT	C2
24VDC	47 μ F	5VDC	470 μ F	\pm 5VDC	220 μ F
48VDC	10 μ F	9VDC	220 μ F	\pm 9VDC	100 μ F
--	--	12VDC	100 μ F	\pm 12VDC	47 μ F
--	--	15VDC	100 μ F	\pm 15VDC	47 μ F
--	--	24VDC	47 μ F	\pm 24VDC	22 μ F